

Irish Prison Service

Annual Report 2011





Our Mission: Providing safe custody, dignity of care and rehabilitation to prisoners for safer communities.

Our Vision: A safer community through excellence in a prison service built on respect for human dignity.

Table of Contents

Director General's Report	1
----------------------------------	----------

Overview of the Irish Prison Service

Our Mission	4
Our Vision	4
Our Values	4

The Organisation

The Organisation	6
Headquarters Directorates	7
Budget	8
Staff	8
Statutory Framework	8
Implementation of the Programme for Government	9

The Prison Estate

Ireland's Prisons	12
IPS Support Units	13
IPS Contact Information	14

Statistical Overview

Overview – 2011 statistics at a glance	20
Committals during 2011	20
Persons detained under immigration laws	20
Cost per available staffed prison space	20
Daily average number of prisoners in custody	20
Snapshot of prison population on 30 th November 2011	21
Number of persons committed to prison in 2011	24
County and Country of origin of persons committed to prison	25
Committals under sentence	26

Strategic Objectives

Strategic Objectives	30
Actions	30

Strategy - Output Statement

1. Implementation of Public Service Agreement 2010 – 2014	32
Reduction in staffing levels	32
Task Review Process	32
Service Delivery	33
Industrial Relations	33
2. Programme of Investment in Prisons	34
Midlands Prison	34
Mountjoy Prison Refurbishment	34
Cork Prison	34
Video-to-Court facilities	34
3. Integrated Sentence Management	35
4. Ongoing implementation of the IPS Drugs Strategy	37
Elimination of supply	37
Operational Support Unit	37
Security Screening Unit	38
Canine Unit	38

Appendices

I	Irish Prison Service Financial Reports 2011	40
II	Persons in custody under sentence 30 th November 2011	44
III	Daily average number of prisoners per institution 2011	45
IV	Committals to prison 2001 - 2011	46
V	Daily average number of prisoners in custody 2007- 2011	46
VI	Committals under sentence 2011	47

List of Figures

Fig 1. The Irish Criminal Justice System	6
Fig 2. The Irish Prison Service Estate	12
Fig 3. Trends in committals 2007 – 2011	21
Fig 4. Prisoner population overview snapshot 30 November 2011	22
Fig 5. Prisoner population under sentence snapshot 30 November 2011	22
Fig 6. Prisoner population sentence length snapshot 30 November 2011	23
Fig 7. Prisoner population offence category snapshot 30 November 2011	23
Fig 8. Age and gender of persons committed to prison in 2011	24
Fig 9. Committals during 2011 classified by type of committal and gender	25
Fig 10. Committals during 2011 overview	26
Fig 11. Sentenced committals during 2011 by offence groups	27
Fig 12. Sentenced committals during 2011 by sentence length	27
Fig 13. Committals under sentence by age group	28
Fig 14. Persons in custody under sentence 30 November 2011	44
Fig 15. Daily average number of prisoners per Institution 2011	45
Fig 16. Committals to prison 2001-2011	46
Fig 17. Daily average number of prisoners in custody 2007-2011	46
Fig 18. Committals under sentence by offence group and sentence length in 2011	48

Director General's Report

**To: The Minister for Justice, Equality and Defence
Mr Alan Shatter, T.D.**



Minister,

I am pleased to transmit to you the Annual Report of the Irish Prison Service for the year 2011.

The safety and security of prisons, the management of prisoner numbers and the provision of appropriate accommodation and services to prisoners remained constant priority activities during 2011.

The intention of replacing Mountjoy and Cork prisons through the construction of new prison facilities at Thornton Hall and Kilworth is now not possible in the short to medium term due to economic constraints. However, the Irish Prison Service remains committed to the objective of providing in cell sanitation in all prisons and upgrading outdated prison facilities. These objectives will form a core element of our new 3 Year Strategic Plan which will cover the period April 2012 to April 2015.

The Irish Prison Service 3 Year Strategic Plan will, I believe, set the course for the delivery of a truly modern Prison Service that can provide improved rehabilitation opportunities for prisoners and tangible benefits to the community.

Prison Numbers

Rising prisoner numbers in recent years have placed enormous strain on the prison system across the board from accommodation to the provision of services to prisoners including work training/education, healthcare and drug treatment services. There does appear, however, to be a stabilising or levelling off in the increase in prisoner numbers being committed annually with 2011 recording only a 0.8% increase on the previous year. This compares to increases of 13.6%, 13.8% and 11.4% respectively year on year for 2008, 2009 and 2010.

Cost per Available, Staffed Prison Space

The average cost of an available, staffed prison space during the calendar year 2011 was €65,359 (€70,513 in 2010), a decrease on the 2010 cost of €5,154 or 7.3%. This decrease in average cost results from reduced expenditure and an increase in the provision of bed capacity.

Inspector of Prisons

The Irish Prison Service continued to work closely with the Inspector of Prisons in 2011 to implement as many of his recommendations as practicable.

Public Service Agreement 2010 – 2014

Significant progress has been made in implementing the Public Service Agreement in the Prison Service during 2011. This was affirmed in the first report of the Public Service Agreement Implementation Body. The continuing support of the Sectoral Chair, Mr Michael McLoone, and the Department of Public Expenditure & Reform has contributed significantly to the progress achieved to date.


The focus of the Transformation going into 2012 will be on the full implementation of the findings of the Task Review process within the agreed timeframe.

Conclusion

I would like to thank the Management and Staff of the Irish Prison Service for their continued dedication and professionalism.

I would also like to thank you, as Minister, the Secretary General and all the staff of the Department, in particular in the Prisons and Probation Policy Division, for your assistance and support.



Finally, I would like to thank the Chairman and Members of the Prisons Authority Interim Board, which was disbanded in July 2011, for the support, commitment and expertise which they brought to the Prison Service during a period of immense change.



Michael Donnellan

Director General

Overview of the Irish Prison Service



Our Mission

Providing safe and secure custody, dignity of care and rehabilitation to prisoners for safer communities.

Our Vision

A safer community through excellence in a prison service built on respect for human dignity.

Our Values

Service: We serve the public.

Public Safety: As a key element of the criminal justice system we endeavour to make a positive contribution to public safety.

Leadership: We aspire to be positive role models and encourage others to excel.

Integrity: We act lawfully, transparently, honestly, reliably, fairly, and ethically.

Respect: We treat everyone with courtesy and respect and concern for their dignity, equality and human rights.

Principle-led: We provide the opportunity to offenders to engage in appropriate programmes and activities to improve their lives for a safer community. We apply appropriately the principles of normalisation, personal responsibility, individualisation, non-discrimination, progression and reintegration.

Collaboration: We work together, and we form effective partnerships with other agencies so that our performance benefits from a broad range of perspectives, insights and advice.

Accountability: We are responsible to ourselves and others for our actions and decision.

Family Life & Community: We assist offenders, where appropriate, to maintain family relations and contact with the wider community.

Courage: We do what is right, even when confronted with adversity.

Excellence: We conduct ourselves with distinction.



The Organisation



The Organisation

Political responsibility for the prison system in Ireland is vested in the Minister for Justice, Equality and Defence. The Irish Prison Service operates as an executive agency within the Department of Justice and Equality. It is headed by a Director General supported by 8 Directors.

The Irish Prison Service deals with male offenders who are 16 years of age or over and female offenders who are 18 years of age or over.

The Irish Prison Service is administered centrally with its headquarters located in Longford Town.



Fig 1. The Irish Criminal Justice System



Budget

The annual budget for the Irish Prison Service for 2011 was €347.583 million. In addition, the Irish Prison Service had access, under Subhead B (Buildings and Equipment), to a further €2 million from a deferred surrender (from 2010) under Section 91 of the Finance Act 2004 giving a total gross budget of €349.583 million.

Staff

At end 2011 there were 3,488 staff in the Irish Prison Service including civilian grades and headquarters staff.

Statutory Framework

The Prison Service operates within a statutory framework comprising:

- the Prisons Acts, including the Prisons Act, 2007;
- relevant provisions in other statutes such as the Prisons (Visiting Committees) Act, 1925, the Criminal Justice Act, 1960, the Criminal Justice (Miscellaneous Provisions) Act, 1997, the Criminal Justice Act, 2007, other criminal justice acts and the Transfer of Sentenced Persons Acts, 1995 and 1997;
- the Rules for the Government of Prisons, 2007; and.
- the European Convention on Human Rights Act 2003.

For persons held on immigration related matters the main legislative provisions are the Immigration Acts 1999, 2003 and 2004, their associated regulations, the Illegal Immigrants Trafficking Act 2000 and the Refugee Act 1996.

The Prison Service also takes due account of various international human rights treaties, declarations, standards and recommendations, including:

- the Universal Declaration of Human Rights;
- the European Convention on Human Rights;
- the United Nations Standard Minimum Rules for the Treatment of Prisoners;
- the European Prison Rules 2006;
- the United Nations Convention against Torture and other Cruel, Inhuman or Degrading Treatment or Punishment;
- the United Nations Covenant on Civil and Political Rights; and

- the European Convention for the Prevention of Torture and Inhuman or Degrading Treatment or Punishment where practicable.

The Prison Service also takes due account of the Reports of the Inspector of Prisons and endeavours to implement the Inspector's recommendations.

Implementation of Programme for Government

As an executive agency of the Department of Justice and Equality, the Irish Prison Service supports the Department in the implementation of the relevant provisions of the Government's Programme for National Recovery, 2011 – 2016 including commitments:

- to enhance safety in our communities;
- to balance the needs of the community and those of victims of crime and the rights of those accused;
- to deliver services in an economically viable manner/within budget;
- to drive cross organisational co-operation and goal sharing between all justice and equality organisations with other departments and agencies;
- to contribute to effective cross-functional and joint agency collaboration, for example, in relation to social policy, children, substance misuse and other cross-Government issues;
- to contribute to the Government's "Open Government" reform initiative;
- to contribute to improved organisational efficiency and effectiveness, knowledge management and service delivery;
- to continuously update criminal and civil law.

The Prison Estate



Ireland's Prisons

There are 14 institutions in the Irish prison system consisting of 11 traditional "closed" institutions, two open centres, which operate with minimal internal and perimeter security, and one "semi-open" facility with traditional perimeter security but minimal internal

security (the Training Unit). The majority of female prisoners are accommodated in the Dóchas Centre with the remainder accommodated in Limerick Prison.

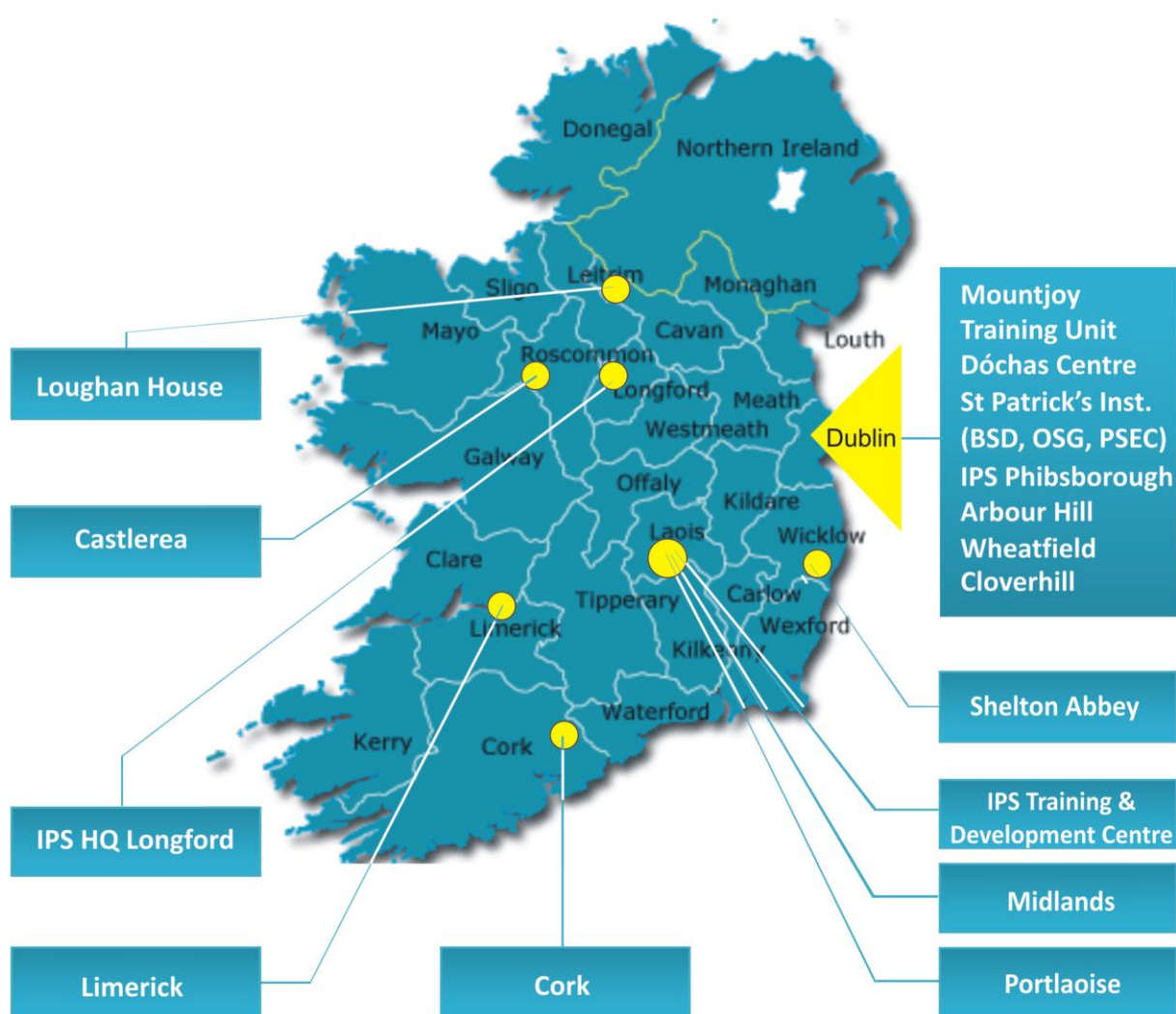



Fig 2. The Irish Prison Service Estate

Arbour Hill Prison

Arbour Hill
Dublin 7.



Governor:
Liam Dowling

Operational Capacity: 148 at year end.

Arbour Hill is a closed, medium security prison for males aged 17 years and over. Its prisoner profile is largely made up of long term sentenced prisoners.

Prisoner Population: The daily average number in custody in 2011 was 151.

Castlerea Prison

Harristown
Castlerea
Co Roscommon



Governor:
Martin Reilly

Operational Capacity: 351 at year end.

Castlerea Prison is a closed, medium security prison for males aged 17 years and over. It is the committal prison for remand and sentenced prisoners in Connaught and also takes committals from counties Cavan, Donegal and Longford.

Prisoner Population: The daily average number in custody in 2011 was 364.

Cloverhill Prison

Cloverhill Road
Clondalkin
Dublin 22.



Governor:
Sean Quigley

Operational Capacity: 431 at year end.

Cloverhill Prison is a closed, medium security prison for males aged 17 years and over which primarily caters for remand prisoners committed from the Leinster area.

Prisoner Population: The daily average number in custody in 2011 was 433.

Cork Prison

Rathmore Road
Cork City



Governor:
James Collins

Operational Capacity: 272 at year end

Cork Prison is a closed, medium security prison for males aged 18 years and over. It is the committal prison for counties Cork, Kerry and Waterford.

Prisoner Population: The daily average number in custody in 2011 was 295.

Dóchas Centre

North Circular Road
Dublin 7



Governor:
Mary O'Connor

Operational Capacity: 105 at year end

The Dóchas Centre is a closed, medium security prison for females aged 18 years and over. It is the committal prison for females committed on remand or sentenced from all Courts outside the Munster area.

Prisoner Population: The daily average number in custody in 2011 was 129.

Limerick Prison

Mulgrave Street
Limerick



Governor:
Eamonn Mullane

Operational Capacity: 290 (males) and 34 (females) at year end.

Limerick Prison is a closed, medium security prison for males and females aged 17 years and over. It is the committal prison for males for counties Clare, Limerick and Tipperary and for females for all six Munster counties.

Prisoner Population: The daily average number in custody in 2011 was 301 males and 31 females.

Loughan House

Blacklion
Co Cavan



Governor:
Patrick Kavanagh


Operational Capacity: 160 at year end.

Loughan House is an open, low security prison for males aged 18 years and over who are regarded as requiring lower levels of security.

Prisoner Population: The daily average number in custody in 2011 was 122.

Midlands Prison

Dublin Road
Portlaoise
Co Laois



Governor:
Colm Barclay


Operational Capacity: 616 at year end.

The Midlands Prison is a closed, medium security prison for males aged 17 years and over. It is the committal prison for counties Carlow, Kildare, Kilkenny, Laois, Offaly and Westmeath.

Prisoner Population: The daily average number in custody in 2011 was 586.

Mountjoy Prison

North Circular Road
Dublin 7



Governor:
Edward Whelan

Operational Capacity: 590 at year end

Mountjoy Prison is a closed, medium security prison for males aged 17 years and over. It is the main committal prison for Dublin city.

Prisoner Population: The daily average number in custody in 2011 was 616.

Portlaoise Prison

Dublin Road
Portlaoise
Co Laois.



Governor:
Derek Brennan

Operational Capacity: 359 at year end.

Portlaoise Prison is a closed, high security prison for males aged 17 years and over. It is the committal prison for those sent to custody from the Special Criminal Court and prisoners accommodated here include those linked with subversive crime.

Prisoner Population: The daily average number in custody in 2011 was 270.

Shelton Abbey

Arklow
Co Wicklow



Governor:
Michael Lawton

Operational Capacity: 110 at year end.

Shelton Abbey is an open, low security prison for males aged 19 years and over who are regarded as requiring lower levels of security.

Prisoner Population: The daily average number in custody in 2011 was 102.

St Patrick's Institution

North Circular Road
Dublin 7



Governor:
Hector MacLennan


Operational Capacity: 217 at year end

Saint Patrick's Institution is a closed, medium security place of detention for males aged 16 to 21 years and accommodates both remand and sentenced prisoners.

Prisoner Population: The daily average number in custody in 2011 was 204.

Training Unit

Glengarriff Parade
North Circular Road
Dublin 7



Governor:
Edward Whelan

Operational Capacity: 127 at year end.

The Training Unit is a semi-open, low security prison for males aged 18 years and over, with a strong emphasis on Work and Training.

Prisoner Population: The daily average number in custody in 2011 was 115.

Wheatfield Prison

Cloverhill Road
Clondalkin
Dublin 22.



Governor:
William Connolly

Operational Capacity: 670 at year end.

Wheatfield Prison is a closed, medium security prison for males aged 17 years and over. It is the committal prison for counties Louth, Meath, Monaghan, Wexford and Wicklow and the largest penal institution in the State.

Prisoner Population: The daily average number in custody in 2011 was 671.

IPS Support Units

Building Services Division



Governor:
George Victory

IPS Training & Development Centre



Governor:
John McGuckin

Operational Support Group



Governor:
John Kavanagh

Prison Service Escort Corps



Governor:
Ronan Maher

IPS Contact information

Arbour Hill Prison

Arbour Hill,
Dublin 7.
Tel: 01 6719333 Fax: 01 6799518

Castlerea Prison

Harristown,
Castlerea,
Co. Roscommon.
Tel: 094 96 25213 Fax: 094 96 26226

Cloverhill Remand Prison

Cloverhill Road,
Clondalkin,
Dublin 22.
Tel: 01 6304530 / 01 6304531 Fax: 01 6304580

Cork Prison

Rathmore Road,
Cork City,
Cork.
Tel: 021 4518800 Fax: 021 4518860

Dóchas Centre

North Circular Road,
Dublin 7.
Tel: 01 8858987 Fax: 01 8858910

Limerick Prison

Mulgrave Street,
Limerick.
Tel: 061 204700 Fax: 061 415116

Loughan House Open Centre

Blacklion,
Co. Cavan.
Tel: 071 9853059 Fax: 071 9853234

Midlands Prison

Dublin Road,
Portlaoise,
Co. Laois.
Tel: 05786 72110 / 72100 Fax: 05786 72219

Mountjoy Prison

North Circular Road,
Dublin 7.
Tel: 01 8062800 Fax: 01 8062824

Portlaoise Prison

Dublin Road,
Portlaoise,
Co. Laois.
Tel: 05786 21318 Fax: 05786 20997

Shelton Abbey

Arklow,
Co. Wicklow.
Tel: 0402 42300 Fax: 0402 42350

St. Patrick's Institution

North Circular Road,
Dublin 7.
Tel: 01 8062896 Fax: 01 8307705

Training Unit

Glengarriff Parade,
North Circular Road,
Dublin 7.
Tel: 01 8062890 Fax: 01 8307460

Wheatfield Prison

Cloverhill Road,
Clondalkin, Dublin 22.
Tel: 01 6209400 Fax: 01 6209430

Irish Prison Service Headquarters, IDA Business Park, Ballinalee Road, Longford, Ireland

Tel: 043 333 5100 Fax: 043 333 5371 E-mail: info@irishprisons.ie Web: www.irishprisons.ie



Statistical Overview



Overview – 2011 statistics at a glance

There were 17,318 committals to prison in 2011 which is an increase of 0.8% on the 2010 total of 17,179.

13,952 persons were sent to prison in 2011 compared to 13,758 in 2010, which represents an increase of 1.4%. Of those 86.4% were male and 13.6% were female.

Committals during 2011

- There was an increase of 503 or 4% in the numbers committed to prison under sentence in 2011 (12,990) over 2010 (12,487).
- The number of prisoners committed serving sentences in the 3 to 5 years category increased by 12.4% on the 2010 figure (420 in 2010 to 472 in 2011).
- Committals under sentence of less than 3 months increased by almost 10% on the 2010 figure, i.e., from 7,356 to 8,070.

Persons detained under Immigration Laws

In 2011 there were 423 committals in respect of immigration issues involving 395 detainees. This represents a decrease of 13.9% on the 459 persons detained in 2010 and follows a decrease of 31.4% in this category the previous year. The average daily number of persons in custody under this category was 10.

Cost per Available, Staffed Prison Space

The average cost of an available, staffed prison space during the calendar year 2011 was €65,359 (€70,513 in 2010), a decrease on the 2010 cost of €5,154 or 7.3%. This decrease in average cost results from reduced expenditure and an increase in the provision of bed capacity.

Daily average number of prisoners in custody

The overall daily average number of prisoners in custody in 2011 was 4,390 compared to 4,290 in 2010.

The average number of female offenders in custody was 160, compared to 157 in 2010.

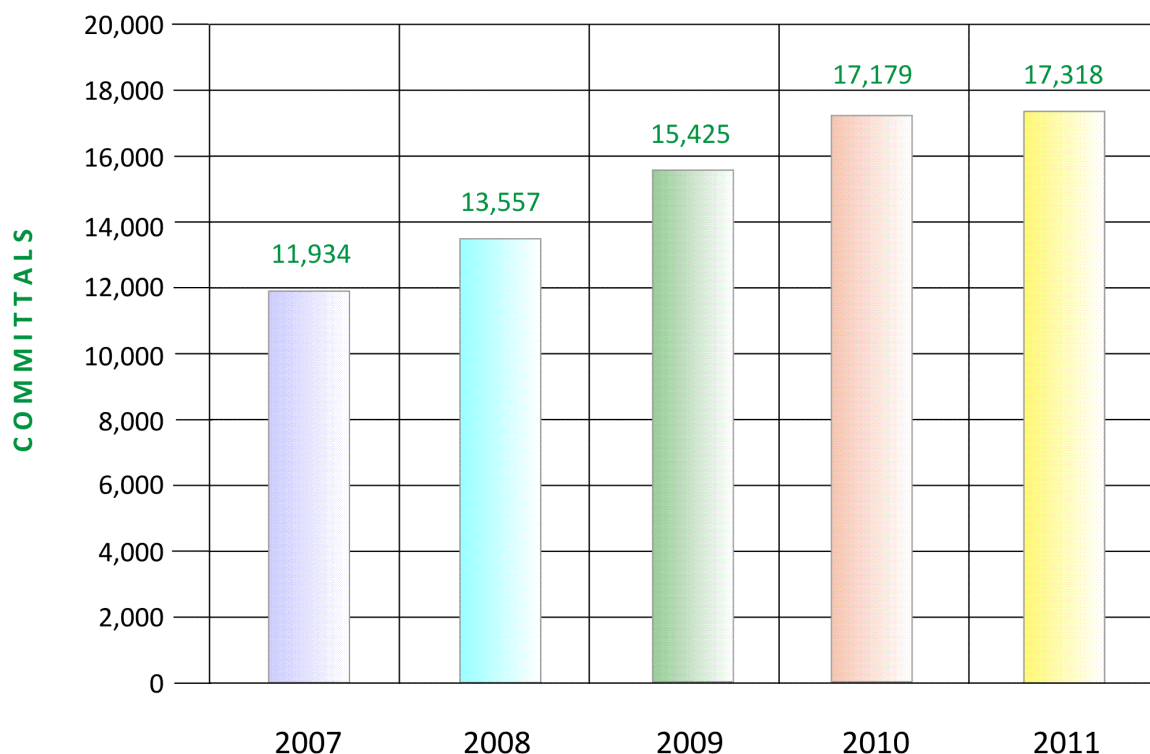


Fig 3. Trends in committals 2007 - 2011

Snapshot of prison population on 30th November 2011

- The total for the number of persons in custody has remained relatively unchanged with the 2011 figure (4,313) representing a decrease of just 2.9% on the comparable 2010 figure (4,440).
- Some 291 prisoners (7.9%) were serving life sentences and another 290 (also 7.8%) were serving determinate sentences of 10 years or more.
- 43 offenders were serving sentences of less than 3 months representing 1.2% of the total number of prisoners in custody. There were 20 persons in prison for non-payment of fines which represents 0.5% of the total number of prisoners in custody.
- Irish nationals accounted for 89.6% of the total number of persons in custody under sentence on the 30 November 2011.

On 30 November 2011, the number of persons in custody totalled 4,313 and included:

- 609 Remand/trial prisoners
- 20 Fines prisoners
- 7 Immigration Detainees
- 905 Protection Prisoners
- 61 Subversives Prisoners

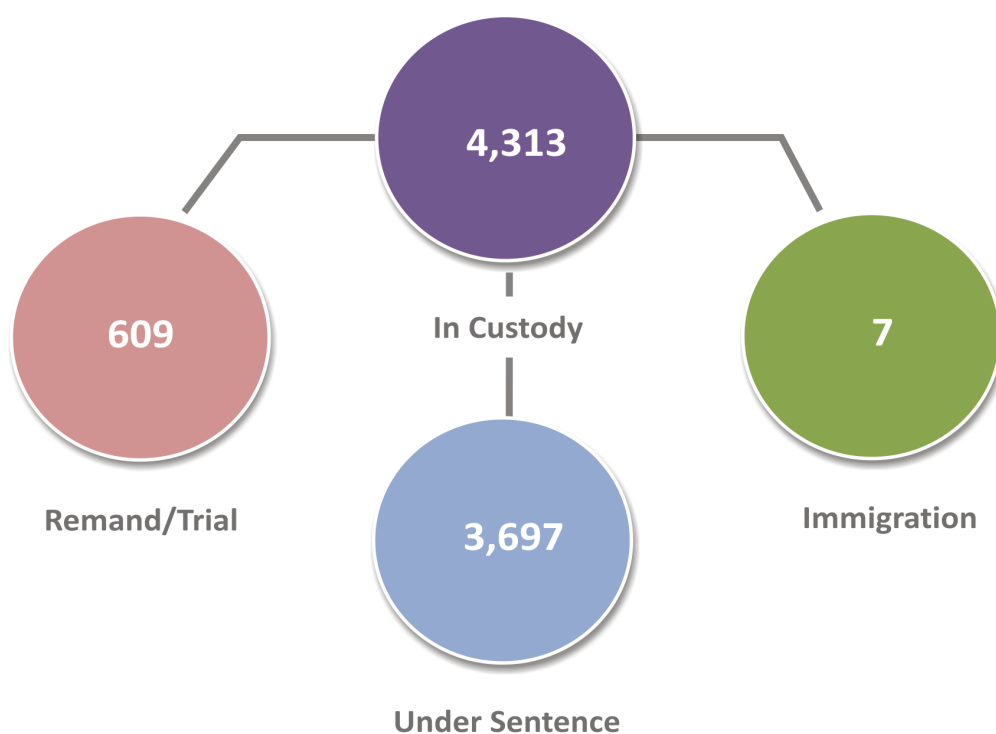


Fig 4. Prisoner population overview snapshot 30 November 2011

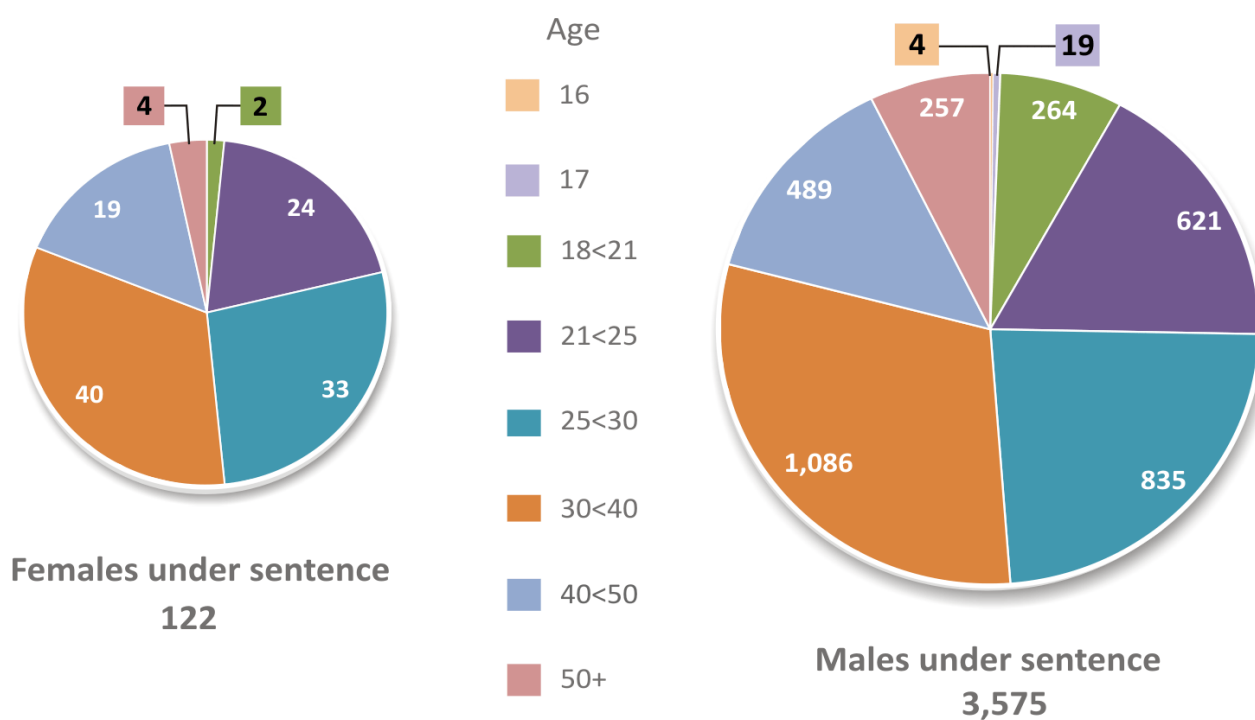


Fig 5. Prisoner population under sentence snapshot 30 November 2011

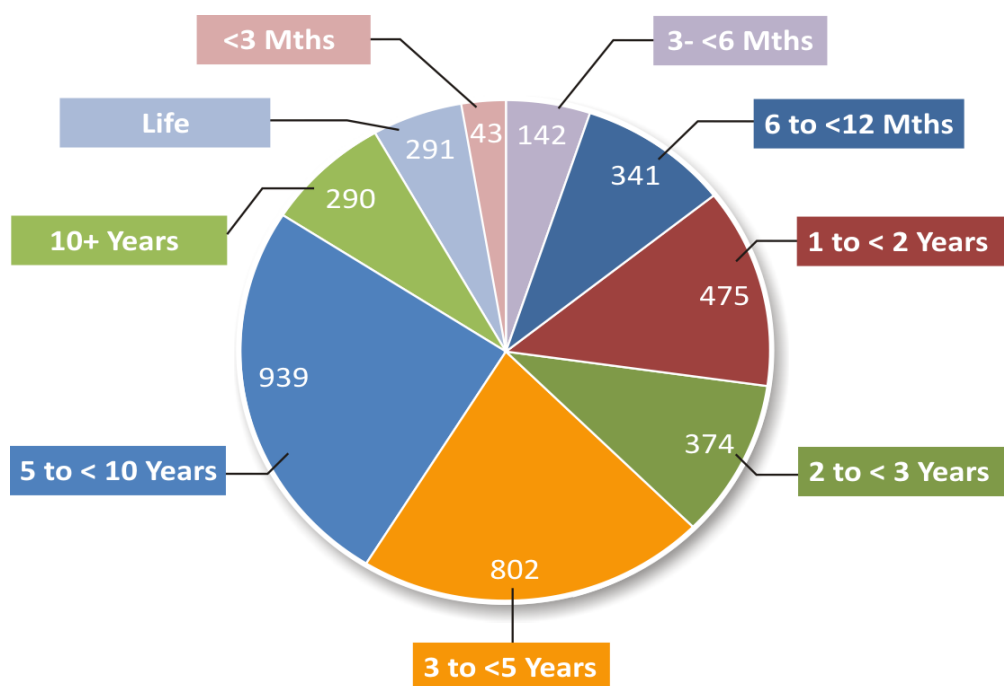


Fig 6. Prisoner population sentence length snapshot 30 November 2011

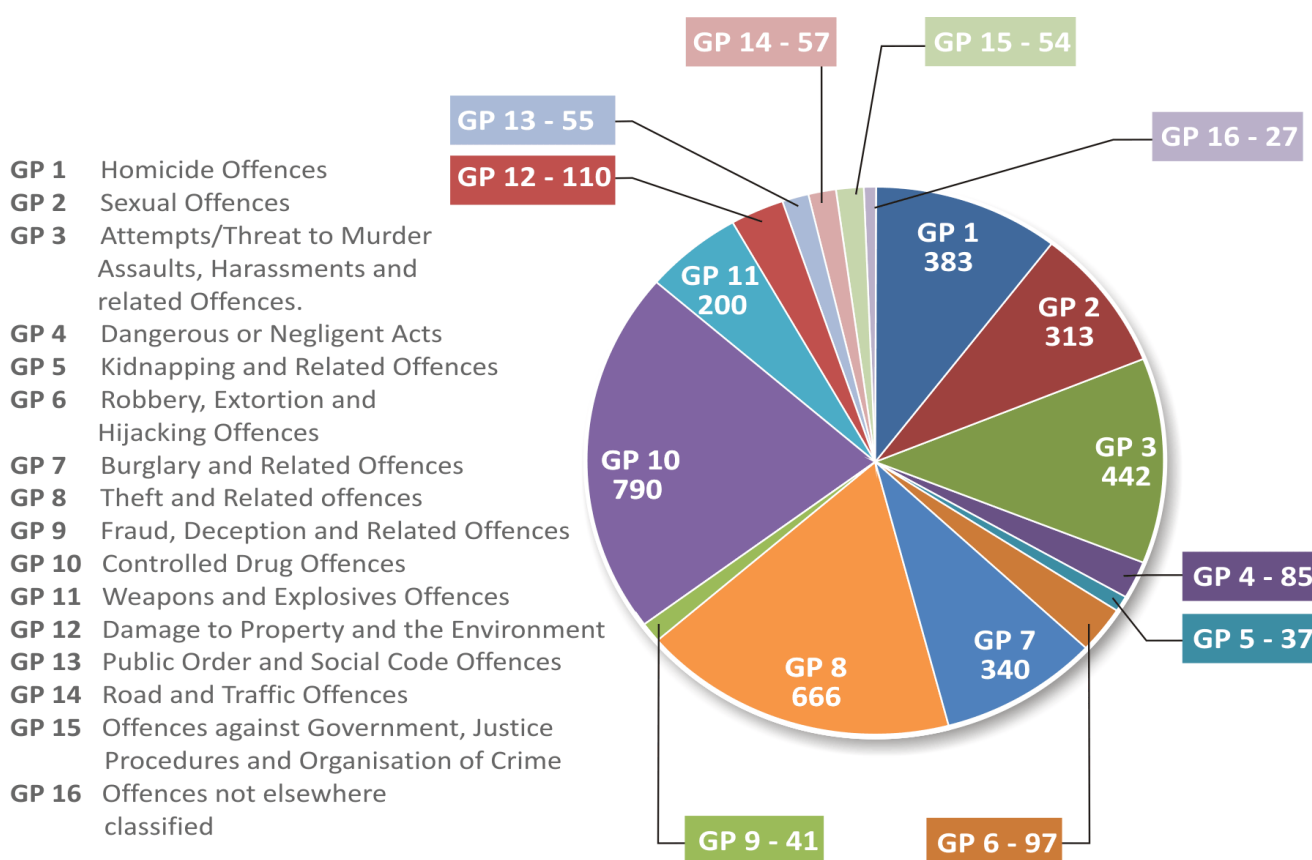


Fig 7. Prisoner population offence category snapshot 30 November 2011

Number of persons committed to prison in 2011

A total of 13,952 persons accounted for the 17,318 committals. This figure relates to persons newly committed to prison (i.e. not already on remand or serving another sentence). This represents an increase of 1.4% on the 2010 total of 13,758 persons.

The total of 17,318 committals to prison compared to 17,179 in 2010 represents an increase of just 0.8%.

The total of 17,318 committals comprised of:

- 12,342 under sentence,
- 4,546 on remand,
- 423 under immigration law and
- 7 for contempt of court.

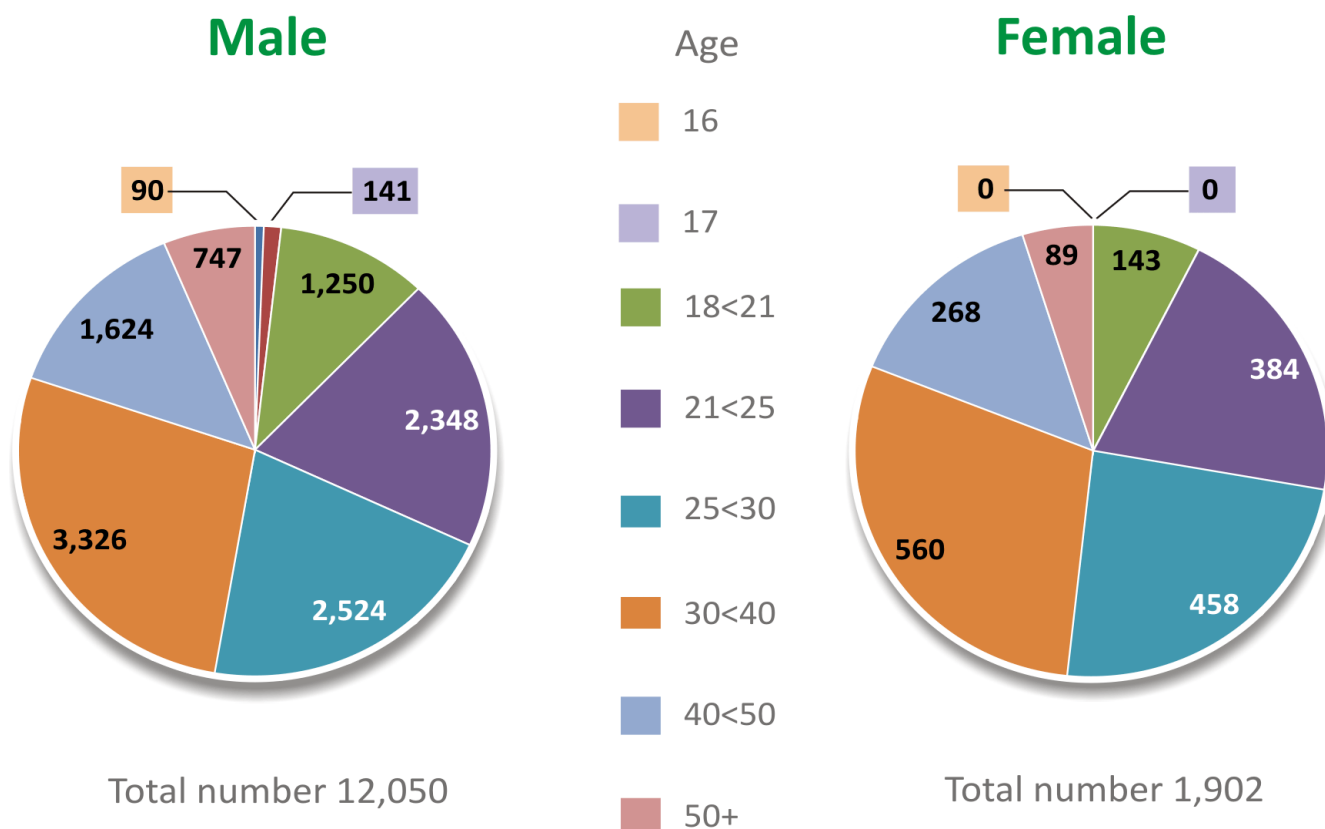


Fig 8. Age and gender of persons committed to prison in 2011

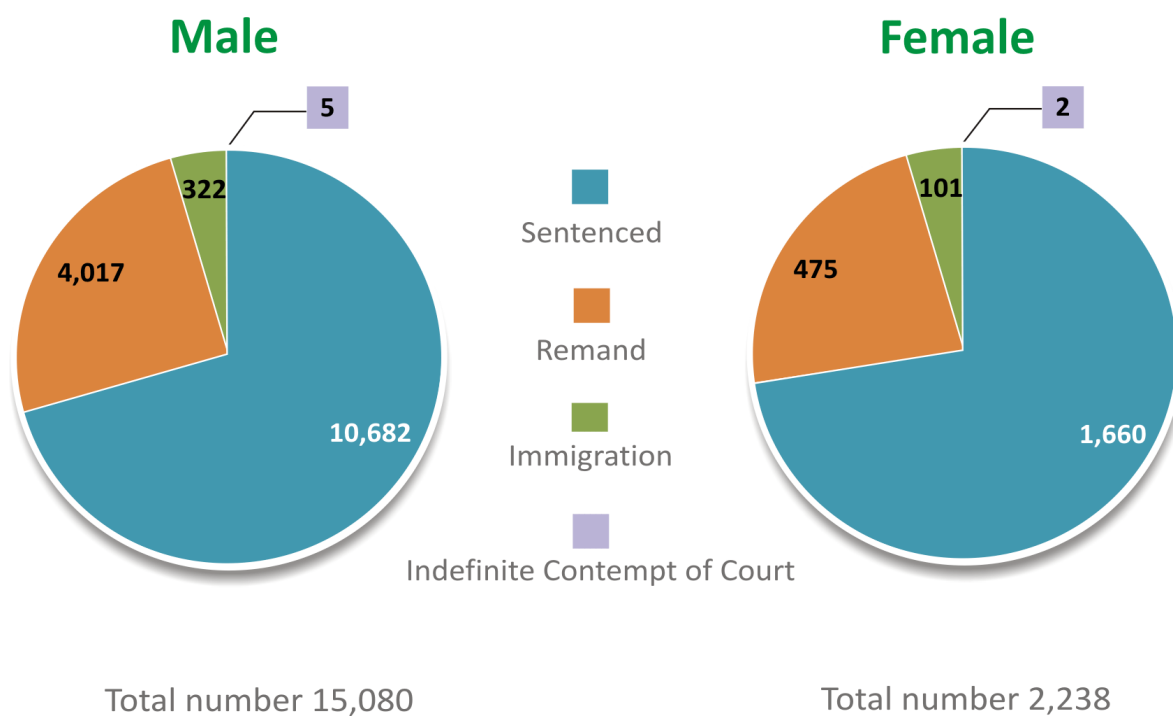


Fig 9. Committals during 2011 classified by type of committal and gender

County and Country of origin of persons committed to prison

Almost a third (32.4%) of all persons committed declared Dublin as their county of residence. Cork with 12.2%, Limerick with 7% and Galway with 3.8% were the next largest counties of residence indicated.

Of those committed 11,263 were Irish Nationals (80.7%), which is an increase of 561 or 5.2% on the corresponding 2010 figure of 10,702.

Other EU nationals (excluding Irish) accounted for 1,716 (12.3%) of persons committed. Other European nationals accounted for 181 (1.3%), African nationals for 382 (2.7%), Asian nationals for 302 (2.2%) and Central/South American nationals accounted for 84 (0.6%).

A breakdown by county of residence is available on our website: www.irishprisons.ie

Committals under sentence

There were 12,342 committals directly under sentence in 2011. When an additional 648 prisoners, who were already in custody at the start of the year on remand/awaiting trial and who were subsequently convicted are included, the total number of prisoners received on conviction in 2011 was 12,990.

There was a 4% increase (503) in the number of persons committed to prison under sentence in 2011 (total of 12,990) over 2010 (12,487).

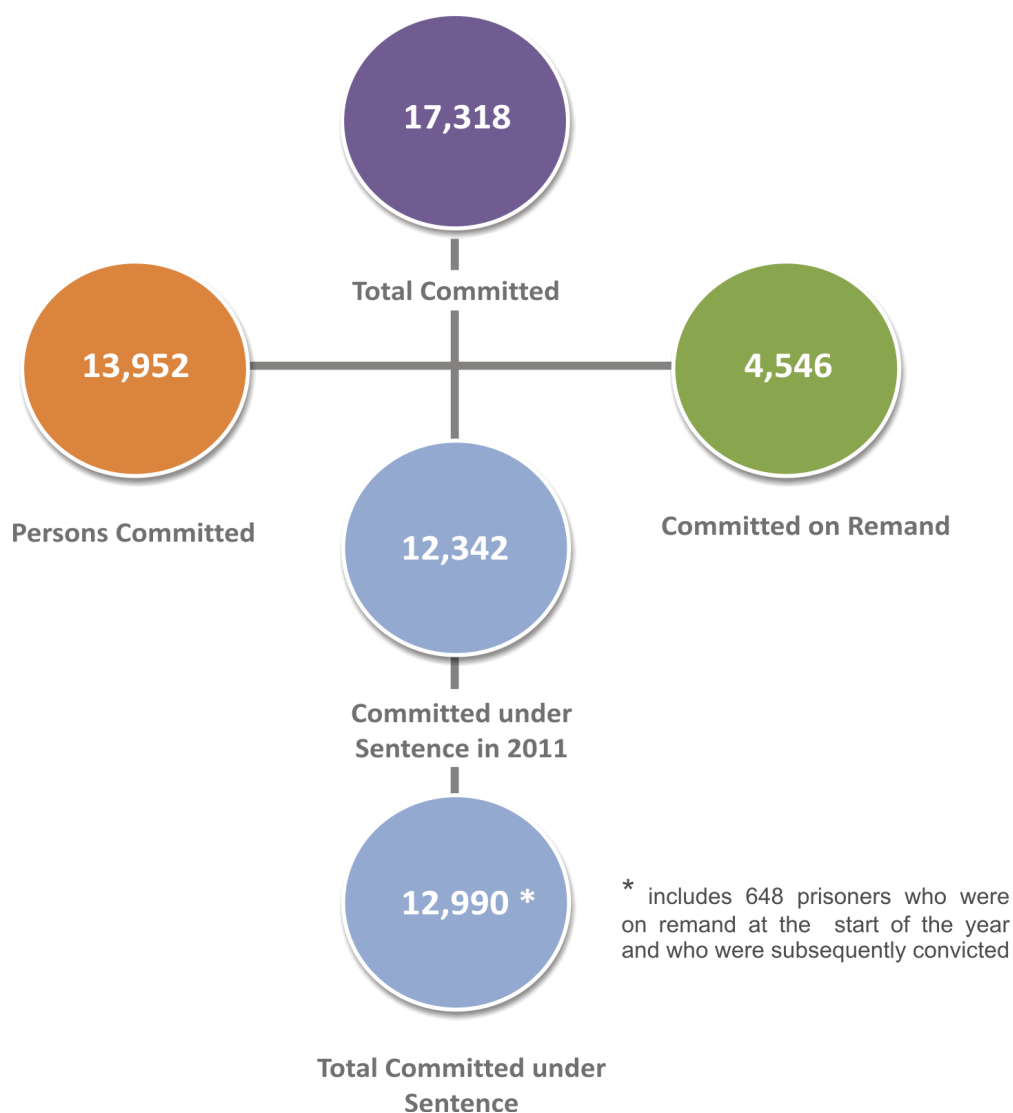


Fig 10. Committals during 2011 overview

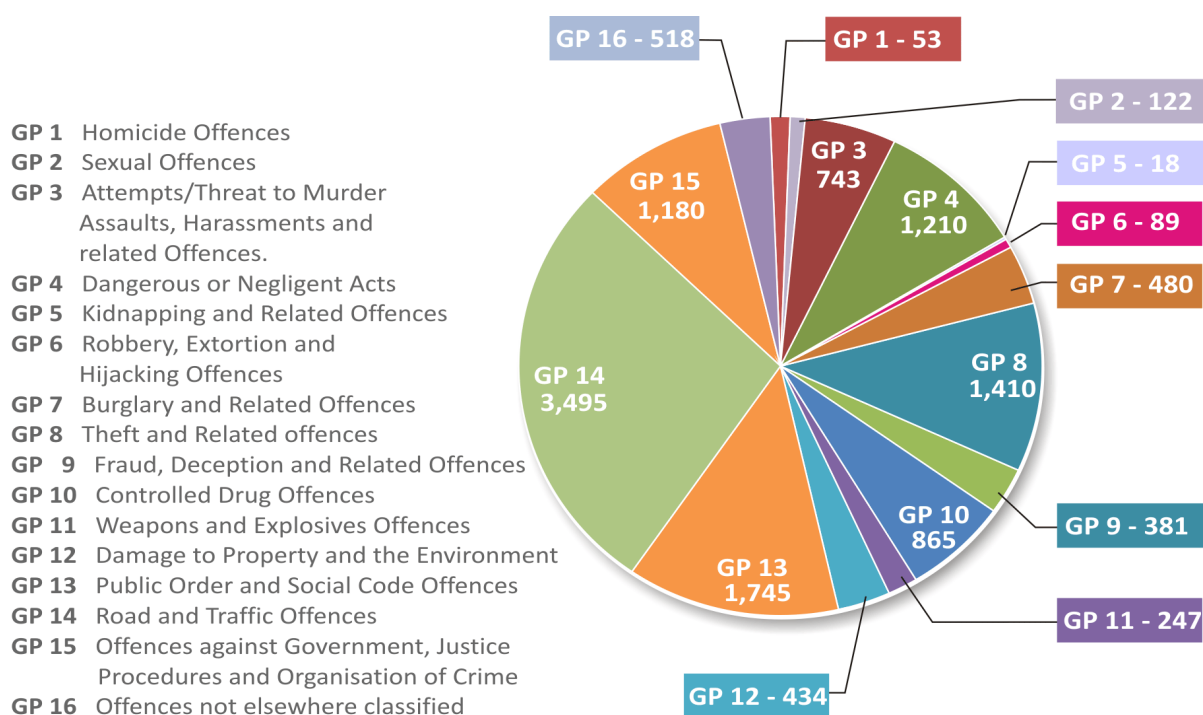


Fig 11. Sentenced committals during 2011 by offence groups

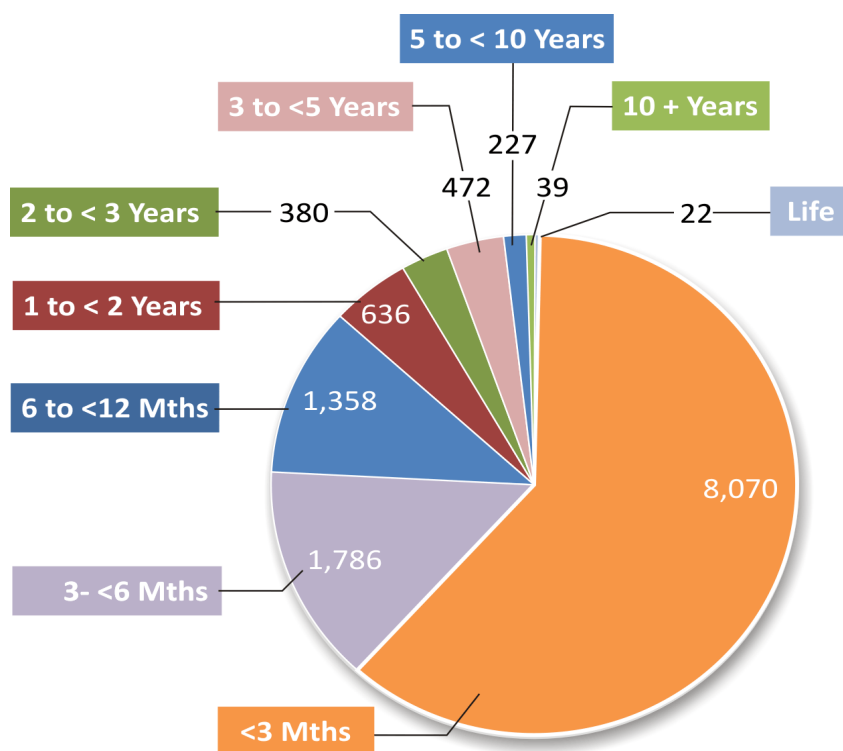


Fig 12. Sentenced committals during 2011 by sentence length

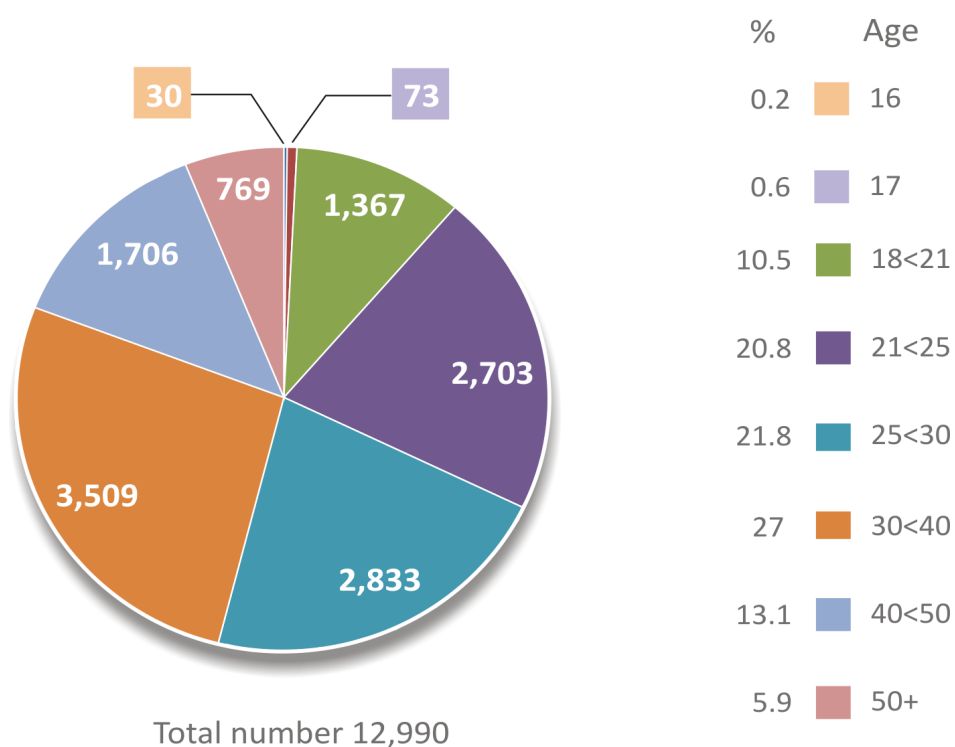


Fig 13. Committals under sentence by age group

The number of committals to prison as a consequence of the non-payment of a court ordered fine during 2011 increased by 12.4% on the 2010 figure, i.e., from 6,683 in 2010 to 7,514 in 2011.

Of this, 1,300 were female while 6,214 were male. A total of 35 debtors (1 female, 34 male) were committed during the year.

Further statistical information is available on www.irishprisons.ie



Strategic Objectives



Strategic Objectives

The following actions were included in the Irish Prison Service Annual Report 2010 as the High Level Strategic Objectives for the Irish Prison Service for 2011 to 2013.

Actions:

- Implementation of the Public Service Agreement 2010-2014 achieving a saving of €21 million in the payroll costs of the Irish Prison Service over the period of the agreement.
- Continuation of the ongoing programme of investment in prisons infrastructure including the installation of in-cell sanitation.
- Continued development and implementation of Integrated Sentence Management (ISM).
- Ongoing implementation of the Irish Prison Service Drugs Strategy – “*Keeping Drugs Out of Prisons*”- with continued focus on supply elimination and enhancement of currently available treatment options.

Strategy - Output Statement



1

Implementation of the Public Service Agreement 2010-2014 achieving a saving of €21 million in the payroll costs of the Irish Prison Service over the period of the agreement

Significant progress has been made in implementing the Public Service Agreement in the Prison Service during 2011. This was affirmed in the first report of the Public Service Agreement Implementation Body which stated that:

'The Body notes that some sectors, such as the Prison Service, are being transformed by the co-operation on the ground that the Agreement is delivering. Such sectors show the potential the Agreement provides for achieving a marked improvement in the way business is done. The intentions behind the new working practices that are being introduced in the Prison Service under the Agreement go beyond simple money savings.'

The new arrangements are innovative and truly modern in seeking to target resources where and when they are most required, while ensuring that security requirements are being complied with.

The continuing support of the Sectoral Chair, Mr Michael McLoone, and the Department of Public Expenditure & Reform has contributed significantly to the progress achieved to date.

The focus of the Transformation going into 2012 will be on the full implementation of the findings of the Task Review process within the agreed timeframe.

Reduction in staffing levels

At year end the Irish Prison Service had reduced staffing levels by 250 and it is anticipated that a further 60 staff will leave service before the end of February 2012. This would deliver the staffing reduction required under the Agreement. This reduction in staffing levels will be offset by the introduction in 2012 of 130 new Prison Administration & Support Grade Officers; significant progress was made in getting agreement on the introduction of these new grades and they will enter service in the middle of 2012.

Task Review Process

The Joint Task Review process was the core focus of the dedicated Transformation Team in 2011. This process involved both staff and management carrying out a root and branch examination of the operation, procedures and policies in all prisons. This was done with a view to delivering, where possible, enhanced

levels of services with a reduced staffing level. A significant number of reviews were carried out in 2011 and implementation of the findings in individual prisons has commenced in many cases. The review process and further implementation will be completed in 2012.

Service Delivery

While the reduction in staffing required has been progressed, this must be accompanied by changes in the operating practices and policies of prisons to ensure the maintenance or improvement in service levels. This requires in particular the introduction of an Incentivised Regimes programme and the further implementation of Integrated Sentence Management. Progress was made on both these fronts towards the end of 2011 and further delivery will take place in 2012. This approach has gone a long way to addressing concerns in relation to the quality of service delivery.

The delivery of improved service levels within the new, reduced, staffing allocation will ultimately be achieved through the implementation of the findings of the Joint Task Review process provided for in the Agreement.

Industrial Relations

Despite the significant reductions in staffing levels, industrial relations within the Irish

Prison Service have remained positive during this challenging period. This has been achieved through a clear focus on communications, extensive bilateral engagement and, notably, intense and skilful management of any issues by the Sectoral Group established under the Public Service Agreement.

2 Continuation of the ongoing programme of investment in prisons infrastructure including the installation of in-cell sanitation.

The proposed new Thornton Hall Prison Campus at Kilsallaghan, County Dublin was examined by the Government under its capital expenditure review following which the Irish Prison Service was instructed that the project was not to proceed in the short term and that the timeframe for its delivery would be examined again in 2012.

Planning for a new Munster Regional Prison at Kilworth, Co. Cork remained suspended throughout 2011.

The key achievements during 2011 included:

Midlands prison

A major extension to Midlands Prison commenced which, when complete, will provide an additional 179 cells with full in-cell sanitation and showering facilities as well as a range of other facilities including new kitchen, significant work-training facilities and enhanced visitor facilities.

Mountjoy prison refurbishment

A refurbishment of Mountjoy Prison C Wing was completed in December 2011. As a result, all cells in the C wing now have toilets and wash hand basins installed.

The basement of C wing has been brought back into use having been out of commission for over 40 years. It has been fully modernised and affords prison management the opportunity to have a much needed dedicated committal and assessment area.

Overcrowding in Mountjoy Prison will be eased by the C-wing refurbishment project which, in addition to providing 38 new cells in the basement area has also seen the conversion of offices, stores and plant rooms all across the wing to provide 20 new cell units.

Cork prison

Cork is our most challenging location in which to develop our commitment to the modernisation of the prison estate. In December 2011, a feasibility report was commissioned on the options available for the redevelopment or replacement of Cork Prison.

Video-to-Court facilities

Prison-to-court video-link facilities were provided in Cork Prison, Mountjoy Prison, the Dóchas Centre and St. Patrick's Institution.

3 Continued development and implementation of Integrated Sentence Management (ISM).

ISM involves a new orientation in the delivery of services to prisoners and a new emphasis on prisoners taking greater personal responsibility for their own development through active engagement with both specialist and non-specialist services in the prisons. The end result will be a prisoner-centred, multidisciplinary approach to working with prisoners with provision for initial assessment, goal setting and periodic review to measure progress.

Newly committed prisoners with a sentence of greater than one year are eligible to take part in ISM. If they agree to participate, a First Contact Assessment interview takes place. This First Contact Assessment identifies the needs of the prisoner in several areas such as accommodation, education and offending behaviour.

Referrals are made on foot of this assessment to services within the prison such as Education or Work & Training and outside agencies providing an in-reach service. These services and agencies carry out their own assessment of the prisoner and feed their recommended actions back to the ISM Co-ordinator.

The various actions recommended are compiled into a Personal Integration Plan (PIP). This is a plan of actions for the prisoner to complete during his/her time in prison. The PIP will be reviewed regularly depending on the length of the sentence.

Approximately 9 months prior to the release of the prisoner, a Community Integration Plan (CIP) will be developed. This sets out a plan for the prisoner to prepare for his/her release. Important issues such as accommodation, employment or education are addressed to help the prisoner resettle into the community on release and reduce the risk of re-offending.

During 2011 ISM was rolled out to the remaining prisons (Limerick, Cloverhill – sentenced prisoners, Loughan House and Shelton Abbey). At the end of December, over 2,000 prisoners were taking part in ISM and nearly 900 had sentence plans in place. Over 3,000 prisoners have been offered participation in ISM since it began in mid-2008.

Central to the success of ISM, is the support of dedicated staff, i.e., ISM Co-ordinators. There are currently four acting full time ISM Co-ordinators supporting the process in three

prisons. It is envisaged that, through the Transformation process, dedicated ISM Co-ordinators will be assigned to all prisons which will enhance the effectiveness of the

sentence management system and facilitate the growing numbers of prisoners participating in the process.

4

Ongoing implementation of the Irish Prison Service Drugs Strategy – “Keeping Drugs Out of Prisons” - with continued focus on supply elimination and enhancement of currently available treatment options.

Drug treatment and rehabilitation programmes continue to be delivered and enhanced across the prison system with the support of a diverse range of general and specialist services from the prison healthcare team and visiting statutory and non-statutory organisations. Drug treatment services were enhanced in Cork to include substitution therapy in the latter part of 2011.

Merchants Quay Ireland, who are contracted to provide addiction counselling services, had 2,792 referrals in 2011 demonstrating that there is a high number of prisoners requiring drug treatment services. 2,241 prisoners received Methadone Treatment, of which 133 were new to treatment in any setting in 2011. A nurse led Hepatitis C service is available in two Dublin prisons.

As an enhancement of services to prisoners, a Drug Free Programme has been developed to manage prisoner progression pathways in all closed prisons (with the exception of Arbour Hill). This programme will provide prisoners with a drug free environment (non prescription/methadone), where they will be expected to engage with Integrated Sentence Management, Education, Incentivised Regimes etc. This initiative will support

prisoners who are drug free, and/or are stable on methadone, within a drug free environment. It is intended that by the end of 2012 that all closed prisons (with the exception of Arbour Hill) will operate this programme in dedicated Drug Free Areas. Drug treatment services will be expanded to all closed prisons by the end of 2012.

Elimination of supply

In order to enhance the safety and security of our prisons, the Irish Prison Service established the Operational Support Group (OSG) in 2008. The OSG target the routes whereby contraband such as drugs, weapons and mobile phones are trafficked into our prisons, one of the major challenges facing prisons worldwide.

The Operational Support Group is comprised of three elements:

1. Operational Support Unit

Operational Support Units are in operation in all closed prisons (excluding open centres and Arbour Hill, although regular searches are carried out in these prisons by OSG staff. These Units act as dedicated search teams, the first

responders to any alarm or incident, the designated control and restraint team for cell removals and relocations and the on call fire pickets.

These Units have the additional responsibilities of gathering and collating all intelligence information in the prison, carrying out high profile escorts, assisting the security Chief Officer in the continuing assessment and improvement of security within the prison.

2. Security Screening Unit

Airport style walk through detectors are installed in each closed prison and every visitor and member of staff is required to pass through the detector before being granted access to the prison. In addition, x-ray scanners are also provided to each closed prison and all hand bags, briefcases, packages, coats, etc. are subject to screening.

This screening is now fully in operation for all staff and visitors entering our

closed prisons (excluding open centres and Arbour Hill).

3. Canine Unit

A Drug Detection Dog Unit (Canine Unit) has been established on a national basis and became operational in all prisons in 2009.

The Canine Unit has 26 dog handlers, with 35 trained dogs, consisting of 10 conflict resolution dogs, 3 active dogs, and 22 passive dogs. Conflict resolution teams are available for deployment to any prison on request from the Governor.

These new measures have been particularly effective and local intelligence indicates that the availability of contraband has significantly decreased across the prison system.



Appendices



Appendix I

Financial Report 2011

Financial Review

The total gross expenditure by the Irish Prison Service in 2011 was €348.4 million, some €1.1 million within budget. Pay accounted for approximately 70% of all spending by the Irish Prison Service in 2011.

Apart from pay, the two most significant areas of expenditure are Capital Spending and the provision of Prison Services.

- Capital investment during 2011 was significant, with the provision of improved accommodation and facilities across the prison estate and in particular, the commencement of a new accommodation block in the Midlands Prison and the refurbishment of the Mountjoy C Block. Particulars of the Irish Prison Service 2011 building programme are given in the chapter on the Prison Estate.
- The cost of providing Prison Services decreased by 3% in 2011 as efficiency savings took effect.

Irish Prison Service 2011 Expenditure and Income Prison Service 2011 Budget Provision and Actual Expenditure

	2010 Actual Expenditure €000	2011 Estimate Provision €000	2011 Actual* Expenditure €000
Administration			
A.1 - Salaries, Wages and Allowances	241,955	248,582	242,728
A.2 - Travel and Subsistence	2,082	2,016	2,163
A.3 – Incidental Expenses	5,884	7,687	3,962
A.4 - Postal and Telecommunications Services	3,154	3,485	2,814
A.5 - Office Machinery & Other Office Supplies	5,100	3,523	4,368
A.6 - Consultancy Services	66	90	60
A.7 – Value for Money & Policy Reviews	0	50	0
Other Services			
B - Buildings and Equipment	30,486	46,052	47,181
C - Prison Services, etc.	41,336	32,407	40,086
D - Manufacturing Department & Farm	586	629	715
E – Probation Service – Services to Offenders	26	53	0
F - Educational Services	1,457	1,265	1,240
G - Prison Officers, Medical Aid Society (Grant-in-Aid)	0	121	0
H - Compensation	2,854	2,873	2,869
I – Social Disadvantage Measures (Dormant Accounts)	218	750	229
Total Gross Expenditure	335,204	349,583	348,415
J - Appropriation in Aid (Receipts)	18,095	18,372	18,266
Total Net Expenditure	317,109	331,211	330,149

** These figures are subject to audit by the Comptroller and Auditor General*

Financial Management

Cost per Available, Staffed Prison Space

The average cost of an available, staffed prison space during the calendar year 2011 was €65,359 (€70,513 in 2010), a decrease on the 2010 cost of €5,154 or 7.3%. This decrease in average cost results from reduced expenditure and an increase in the provision of bed capacity. The relevant figures are:

- a decrease in total expenditure over 2010 figures of €3.2 million; and
- an increase in bed capacity of 283 from 4,203 for 2010 to an average bed capacity of 4,486 for 2011.

Consistent with calculations in previous years, only costs under the direct control of the Irish Prison Service are included. Capital expenditure, including building and equipment assets and small works, is excluded from the calculations in the interest of facilitating comparisons between prison types and year-on-year.

The following tables show the figures for 2011 and the comparative figures for 2010.

The following costs are included in the calculations:

- Accommodation – Related Variable Costs – maintenance & repairs; light, heat & power; service contracts; cleaning & waste disposal; water charges; environmental and health & safety costs.
- Prisoner-Related Variable Costs – catering; healthcare; prisoner gratuities; work training (excluding building/equipment assets and small works); clothing, bedding etc.; educational materials; motor vehicles (maintenance & fuel, etc.); recreational facilities; laundry; drug detection and visiting clergy.
- Prisoner-Related Fixed Costs – custodial pay; travel; telecommunications; uniforms and office supplies, etc.
- Non-Custodial Costs (incl. Prisoner Escorts) – non-custodial pay; non-custodial operations and administration costs and compensation payments.

Cost per Available, Staffed Prison Space – All Prisons

EXPENDITURE TYPE	2010 Cost/Space (4,203 Spaces)	2011 Cost/Space (4,486 Spaces)
Accommodation-Related Variable Costs	4,245	4,209
Prisoner-Related Variable Costs	6,291	5,799
Prisoner-Related Fixed Costs	47,183	44,037
Non-Custodial Costs (incl. Prisoner Escorts)	12,795	11,315
TOTAL	70,513	65,359

Cost per Available, Staffed Prison Space – Open Prisons

EXPENDITURE TYPE	2010 Cost/Space (260 Spaces)	2011 Cost/Space (270 Spaces)
Accommodation-Related Variable Costs	4,335	3,519
Prisoner-Related Variable Costs	5,431	4,783
Prisoner-Related Fixed Costs	27,510	26,239
Non-Custodial Costs (incl. Prisoner Escorts)	8,179	7,221
TOTAL	45,456	41,763

Cost per Available, Staffed Prison Space – Closed Prisons

EXPENDITURE TYPE	2010 Cost/Space (3,573 Spaces)	2011 Cost/Space (3,857 Spaces)
Accommodation-Related Variable Costs	4,036	4,155
Prisoner-Related Variable Costs	6,414	5,935
Prisoner-Related Fixed Costs	47,745	44,253
Non-Custodial Costs (incl. Prisoner Escorts)	13,252	11,567
TOTAL	71,447	65,910

Cost per Available, Staffed Prison Space – High Security Prison

EXPENDITURE TYPE	2010 Cost/Space (370 Spaces)	2011 Cost/Space (359 Spaces)
Accommodation-Related Variable Costs	6,197	5,302
Prisoner-Related Variable Costs	5,701	5,096
Prisoner-Related Fixed Costs	55,582	55,104
Non-Custodial Costs (incl. Prisoner Escorts)	11,624	11,683
TOTAL	79,104	77,184

The figures for available, staffed prison spaces are based on the average bed capacity in each institution for 2011.

Prompt Payment of Accounts Act 1997

The following information is provided in accordance with the Act within the guidelines issued by the Department of Jobs, Enterprise and Innovation. The Irish Prisons Service has procedures in place to ensure that all invoices are paid within the statutory time limit. While the procedures have been designed to ensure compliance with the Act, they only provide reasonable and not absolute assurance against material non compliance with the Act. These procedures were in operation in the financial period under review and, in the case of late payments, the relevant suppliers were notified and the interest due was paid to them.

In accordance with the Prompt Payment of Account Act 1997, the following information is provided in respect of the financial period ending December 31st, 2011:

(a) Payment Practices

The Irish Prison Service makes payment to suppliers in accordance with the terms specified in the respective invoices or conditions specified in individual contracts, if appropriate. Since 2002 the standard terms are 30 days.

(b) Late Payments

Invoice Amount	No. of Invoices	Amount of Interest Paid
		€
Under €317	3	17.99
Over €317	97	2,101.01
Total	100	2,119.00

(c) Overall percentage of late payments to total payments and total interest paid

The overall percentage of the invoice value of late payments to the invoice value of total payments (excluding salaries) was 0.31%. The total amount of interest paid with respect to late payments was €2,119.00.

(d) Irish Prison Service Initiatives to Eliminate Prompt Payment Interest

The Irish Prison Service undertakes a monthly detailed analysis of all instances of prompt payment interest, with the aim of identifying and eliminating the common reasons for payment delays.

Appendix II

Persons in custody under sentence on 30 November 2011 – Offence group classified by sentence length

	Months			Years							
	< 3	3 to < 6	6 to < 12	1 to < 2	2 to < 3	3 to < 5	5 to < 10	10+	Life	Total	%
GP1 Homicide Offences	-	-	-	4	5	11	63	23	277	383	10.4
GP2 Sexual Offences	-	2	4	14	28	53	116	85	11	313	8.5
GP3 Attempts/Threat to Murder, Assaults, Harassments and Related Offences	1	20	35	73	78	127	89	16	3	442	12.0
GP4 Dangerous or Negligent Acts	-	8	16	21	10	21	9	-	-	85	2.3
GP5 Kidnapping and Related Offences	-	-	-	1	2	6	16	12	-	37	1.0
GP6 Robbery, Extortion and Hijacking Offences	-	2	5	16	9	28	28	9	-	97	2.6
GP7 Burglary and Related Offences	1	7	55	81	46	90	50	10	-	340	9.2
GP8 Theft and Related Offences	6	23	98	147	87	173	127	5	-	666	18.0
GP9 Fraud, Deception and Related Offences	1	5	9	12	5	4	4	1	-	41	1.1
GP10 Controlled Drug Offences	4	7	32	33	64	203	338	109	-	790	21.4
GP11 Weapons and Explosives Offences	-	6	13	21	15	48	78	19	-	200	5.4
GP12 Damage to Property and the Environment	1	13	32	26	11	16	11	-	-	110	3.0
GP13 Public Order and Social Code Offences	15	19	8	7	2	4	-	-	-	55	1.5
GP14 Road and Traffic Offences	6	22	16	9	2	2	-	-	-	57	1.5
GP15 Offences against Government, Justice Procedures and Organisation of Crime	7	6	16	3	2	11	8	1	-	54	1.5
GP16 Offences Not Elsewhere Classified	1	2	2	7	8	5	2	-	-	27	0.7
Total	43	142	341	475	374	802	939	290	291	3,697	100

Fig 14. Persons in custody under sentence 30 November 2011

Appendix III

Daily average number of prisoners per Institution 2011

Institution	Bed Capacity	In Custody	On Temporary Release	On Remand/Trial
Arbour Hill	148	151	0	0
Castlerea	351	364	43	64
Cloverhill	431	433	12	344
Cork	272	295	148	42
Limerick (f)	34	31	29	3
Limerick (m)	290	301	71	41
Loughan	160	122	26	0
Midlands	603	586	80	18
Mountjoy (f)	105	129	69	29
Mountjoy (m)	602	616	163	5
Portlaoise	359	270	5	9
Shelton Abbey	110	102	15	0
St. Patricks	217	204	15	39
Training Unit	122	115	20	0
Wheatfield	682	671	89	30
Total	4,486	4,390	785	624

Fig 15. Daily average number of prisoners per Institution 2011

Appendix IV

Committals to prison 2001 to 2011

Year	Total	Change from previous year - %	Persons	Change from previous year - %	Male	Female
2001	12,127		9,539		8,616	923
2002	11,860	-2.2	9,716	1.90	8,673	1,043
2003	11,775	-0.7	9,814	1.00	8,669	1,145
2004	10,657	-9.5	8,820	-10.10	7,914	906
2005	10,658	0.0	8,686	-1.50	7,780	906
2006	12,157	14.1	9,700	11.70	8,740	960
2007	11,934	-1.8	9,711	0.10	8,556	1,155
2008	13,557	13.6	10,928	12.50	9,703	1,225
2009	15,425	13.8	12,339	12.90	10,880	1,459
2010	17,179	11.4	13,758	11.50	12,057	1,701
2011	17,318	0.8	13,952	1.41	12,050	1,902

Fig 16. Committals to prison 2001-2011

Appendix V

Daily average number of prisoners in custody 2007- 2011

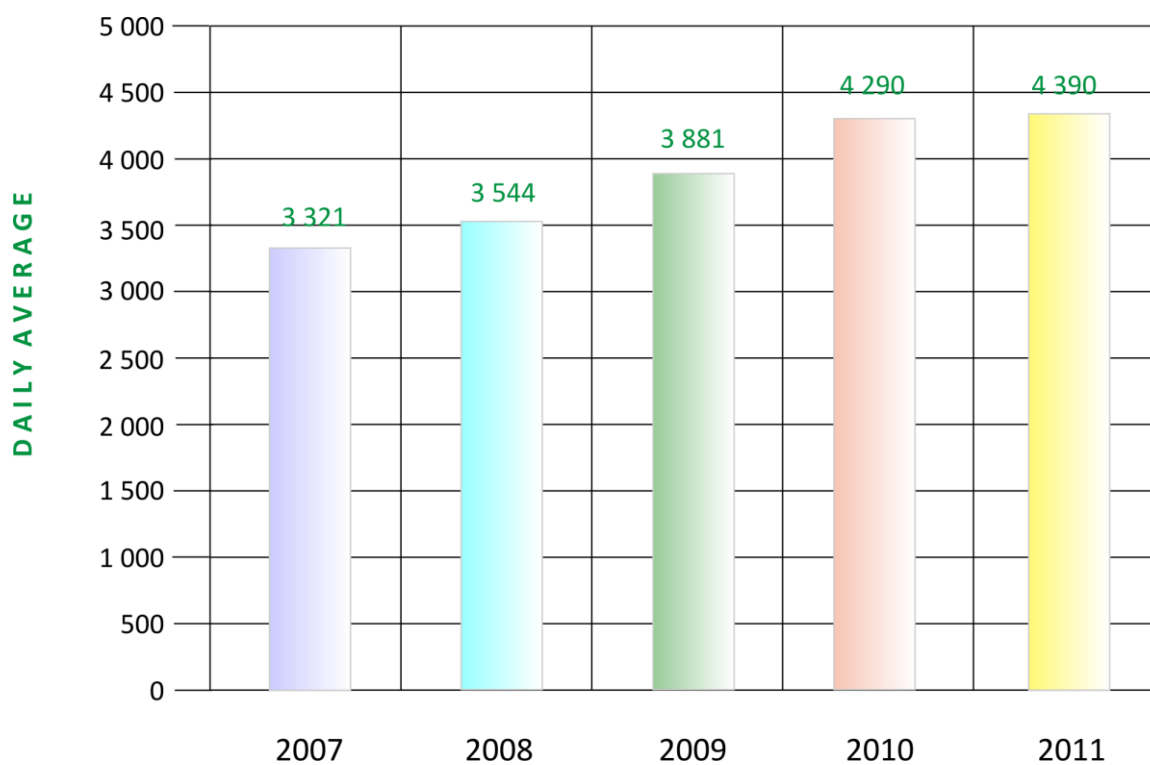


Fig 17. Daily average number of prisoners in custody 2007-2011

Appendix VI

Committals under sentence 2011 Classified by offence group and sentence length

	Months			Years						
Offence Group	< 3	3 to < 6	6 to < 12	1 to < 2	2 to < 3	3 to < 5	5 to < 10	10+	Life	Total
01 Homicide Offences	-	-	-	2	4	6	16	4	21	53
02 Sexual Offences	1	8	18	15	21	24	23	11	1	122
03 Attempts/Threats to Murder, Assaults, Harassments and Related Offences	121	156	146	119	84	84	29	4	-	743
04 Dangerous or Negligent Acts	867	184	89	34	14	19	3	-	-	1,210
05 Kidnapping and Related Offences	-	-	-	2	2	4	6	4	-	18
06 Robbery, Extortion and Hijacking Offences	-	6	13	20	17	24	8	1	-	89
07 Burglary and Related Offences	36	79	170	90	36	56	12	1	-	480
08 Theft and Related Offences	343	273	356	192	99	112	33	2	-	1,410
09 Fraud, Deception and Related Offences	237	66	47	26	5	-	-	-	-	381
10 Controlled Drug Offences	360	82	126	56	61	96	75	9	-	865
11 Weapons and Explosives Offences	62	46	50	26	17	25	18	3	-	247
12 Damage to Property and to the Environment Offences	171	93	113	31	13	12	1	-	-	434
13 Public Order and Other Social Code Offences	1,452	210	67	10	2	4	-	-	-	1,745
14 Road and Traffic Offences	2,918	472	96	7	1	1	-	-	-	3,495
15 Offences against Government, Justice Procedures and Organised Crime	1,051	66	52	3	2	4	2	-	-	1,180
16 Offences Not Elsewhere Classified	451	45	15	3	2	1	1	-	-	518
Total	8,070	1,786	1,358	636	380	472	227	39	22	12,990
2010	7,356	2,049	1,514	453	351	420	282	44	18	12,487
Difference	714	-263	-156	183	29	52	-55	-5	4	503
%	9.7	-12.8	-10.3	40.4	8.3	12.4	-19.5	-11.4	22.2	4.0

Fig 18. Committals under sentence by offence group and sentence length in 2011



Irish Prison Service HQ, IDA Business Park, Ballinalee Road, Longford, Ireland.

T: 043 333 5100 F: 043 333 5371 E: info@irishprisons.ie W: www.irishprisons.ie