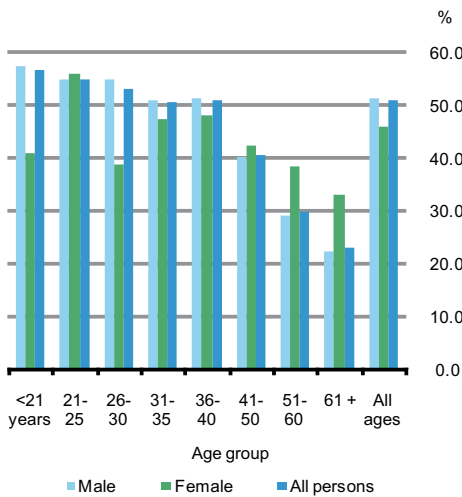




Figure 1: Recidivism rates by age and sex, 2008 cohort



Prison Recidivism 2008 cohort

Table 1.1 Offender numbers classified by whether there was a re-offence within three years, 2008 cohort

	Re-offence within three years			Recidivism ¹
	Yes	No	Total	rate
Total offenders	2,802	2,687	5,489	51.0
Sex				
Male	2,568	2,415	4,983	51.5
Female	234	272	506	46.2
All persons age group				
<21 years	379	288	667	56.8
21-25	848	692	1,540	55.1
26-30	599	525	1,124	53.3
31-35	383	373	756	50.7
36-40	269	257	526	51.1
41-50	253	371	624	40.5
51-60	56	131	187	29.9
61+	15	50	65	23.1

¹ See Background Notes.

Published by the Central Statistics Office, Ireland.

Ardee Road
Dublin 6
Ireland

Shehard Road
Cork
Ireland

LoCall: 1890 313 414 (ROI)
0870 876 0256 (UK/NI)

Tel: +353 1 498 4000
Fax: +353 1 498 4229

Tel: +353 21 453 5000
Fax: +353 21 453 5294

Both offices may be contacted through any of these telephone numbers.

CSO on the Web: www.cso.ie
and go to

People and Society: Crime and Justice

Director General: Pádraig Dalton

Enquiries:

Crime Statistics
General queries

Crime Statistics Section,
ext 5264
Email crime@cso.ie
Information Section, ext 5021
information@cso.ie

© Central Statistics Office
The contents of this release may be quoted provided the source is given clearly and accurately. Reproduction for own or internal use is permitted.

Online ISSN 2009-7076

Just over 50% re-offended within 3 years

In 2008, 5,489 individuals (cases) were released from the custody of the Irish Prison Service. Of these, 2,802 (51.0%) re-offended within a three-year period. The re-offending rates (recidivism) differed significantly when considering age, sex and the initial offence for which the offender was imprisoned (imprisonment offence). See tables 1 and 1.1.

Rate comparison 2007 and 2008

The recorded recidivism rate in 2008 was 51.0%, a decrease of 4.3% from the 55.3% recorded in 2007. This fall is also visible, when considering the demographics of offenders. Male re-offending fell from 55.8% to 51.5% between 2007 and 2008 while female re-offending rates fell from 49.7% to 46.2%. See table 1.

A similar pattern of decrease in recidivism rates was observed across all age groups, with the smallest decrease (-0.7%) in the 36-40 year age group.

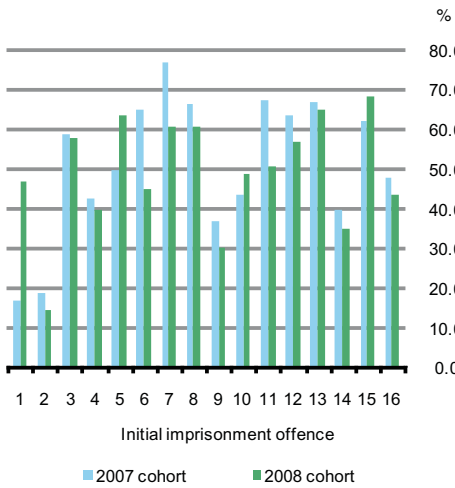
Recidivism fell in most offence groups between 2007 and 2008. However, rises were observed for groups including *Group 10 Controlled Drug Offences* where rates rose from 43.8% to 49.0%.

This release is a study of individuals who were released from the custody of the Irish Prison Service in the year 2008 (the 2008 cohort), and their subsequent levels of re-offending (which is termed recidivism, and is based on first subsequent conviction).

Please see the *Background Notes* for detailed information on how recidivism is defined (certain road traffic offences are not included in the definition); the scope and extent of this study; and how these figures were produced.

For more information, contact Tim Linehan at 021 453 5264 or Tricia Brew on 021 453 5490.

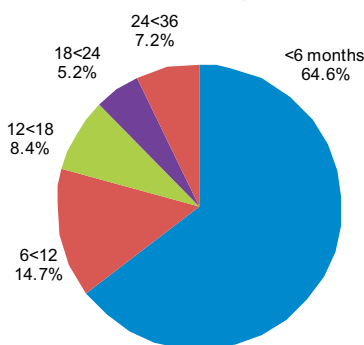
Figure 2: Recidivism rates by initial imprisonment offence, 2007 and 2008 cohort



KEY

- 1- 01 Homicide offences
- 2- 02 Sexual offences
- 3- 03 Attempts/Threats to murder, assaults, harassments and related offences
- 4- 04 Dangerous or negligent acts
- 5- 05 Kidnapping and related offences
- 6- 06 Robbery, extortion and hijacking offences
- 7- 07 Burglary and related offences
- 8- 08 Theft and related offences
- 9- 09 Fraud, deception and related offences
- 10- 10 Controlled drug offences
- 11- 11 Weapons and explosives offences
- 12- 12 Damage to property and to the environment
- 13- 13 Public order and other social code offences
- 14- 14 Road and traffic offences (NEC)
- 15- 15 Offences against Government, justice procedures and organisation of crime
- 16- 16 Offences not elsewhere classified

Figure 3: Re-offenders by time period to first re-offence, 2008 cohort



Demographic information on releases in 2008

Recidivism was higher for males than females and for younger age groups. Most re-offences occurred within 6 months of release.

Of the 5,489 individuals released in 2008, 90.8% (4,983) were male, over 60% were aged 30 years or less, and a small proportion (4.6%) aged 51 years or greater.

Of released individuals, 15.3% had been imprisoned for *Group 13 Public Order and Other Social Code Offences*, 13.2% imprisoned for *Group 08 Theft and Related Offence* and almost 20.1% for *Group 14 Road Traffic Offences (NEC)*. See table 1.

Recidivism by age and sex

Of the 4,983 males released in 2008, 51.5% reoffended within three years, while the corresponding figure for females was 46.2%. See table 1 and figure 1.

Overall, recidivism rates decreased with age. While 56.8% of individuals aged less than 21 years re-offended; the recidivism rate fell to 29.9% for the 51-60 year age category and 23.1% for those aged 61 years and older (though it is important to note that only 65 individuals were in the latter age group).

Initial Imprisonment offence

Recidivism rates differed by initial imprisonment offence. The lowest rates were recorded for *Group 02 Sexual Offences* (14.9%), and *Group 09 Fraud, Deception and Related Offences* (30.7%).

The highest rates were recorded for *Group 15 Offences against Government, Justice Procedures and Organisation of Crime* (68.5%) and *Group 13 Public Order and other Social Code Offences* (65.4%). See table 1 and figure 2.

Initial Imprisonment offence and re-offence

Of the 2,802 re-offenders, 1,897 (67.7%) committed a first subsequent re-offence either in *Group 13 Public Order and Other Social Code Offences*, *Group 08 Theft and Related Offences* or *Group 10 Controlled Drug Offences*. See table 2.

When considering initial imprisonment offences, and subsequent re-offences, different trends were seen across different offence groups. Of the 549 re-offences where the initial offence was classified under *Group 13 Public Order and Other Social Code Offences*, 303 (55.2%) of the subsequent re-offences were also classified under Group 13.

Such a relationship between imprisonment offence and subsequent re-offence is not as evident in other groups. For example of re-offenders initially imprisoned for *Group 08 Theft and Related Offences*, 159(36.1%) re-offended in the same group, while 96 (21.8%) re-offended in *Group 13 Public Order and Other Social Code Offences*.

Time to re-offence and re-offending rate

Of the 2,802 individuals who re-offended, the great majority (1,809 or 64.6%) did so within the first six months of official release from custody. See table 3 and figure 3.

Table 1 Offender numbers classified by sex, age group, initial imprisonment offence and whether there was a re-offence within three years, 2007 and 2008 cohort

	2007 cohort				2008 cohort				Recidivism rate	Absolute change
	Re-offence within three years			Recidivism ¹ rate	Re-offence within three years			Recidivism rate		
	Yes	No	Total		%	Yes	No			
Total offenders	2,254	1,820	4,074	55.3	2,802	2,687	5,489	51.0	- 4.3	
Sex										
Male	2,105	1,669	3,774	55.8	2,568	2,415	4,983	51.5	- 4.2	
Female	149	151	300	49.7	234	272	506	46.2	- 3.4	
Male age group										
<21 years	329	212	541	60.8	365	268	633	57.7	- 3.2	
21-25	621	392	1,013	61.3	783	641	1,424	55.0	- 6.3	
26-30	432	295	727	59.4	554	454	1,008	55.0	- 4.5	
31-35	299	248	547	54.7	335	320	655	51.1	- 3.5	
36-40	187	165	352	53.1	239	225	464	51.5	- 1.6	
41-50	175	223	398	44.0	227	336	563	40.3	- 3.7	
51-60	47	96	143	32.9	51	123	174	29.3	- 3.6	
61 +	15	38	53	28.3	14	48	62	22.6	- 5.7	
Female age group										
<21 years	13	13	26	50.0	14	20	34	41.2	- 8.8	
21-25	39	27	66	59.1	65	51	116	56.0	- 3.1	
26-30	27	39	66	40.9	45	71	116	38.8	- 2.1	
31-35	43	28	71	60.6	48	53	101	47.5	- 13.0	
36-40	11	19	30	36.7	30	32	62	48.4	+ 11.7	
41-50	11	17	28	39.3	26	35	61	42.6	+ 3.3	
51-60	4	8	12	33.3	5	8	13	38.5	+ 5.1	
61 +	1	0	1	100.0	1	2	3	33.3	- 66.7	
All persons age group										
<21 years	342	225	567	60.3	379	288	667	56.8	- 3.5	
21-25	660	419	1,079	61.2	848	692	1,540	55.1	- 6.1	
26-30	459	334	793	57.9	599	525	1,124	53.3	- 4.6	
31-35	342	276	618	55.3	383	373	756	50.7	- 4.7	
36-40	198	184	382	51.8	269	257	526	51.1	- 0.7	
41-50	186	240	426	43.7	253	371	624	40.5	- 3.1	
51-60	51	104	155	32.9	56	131	187	29.9	- 3.0	
61 +	16	38	54	29.6	15	50	65	23.1	- 6.6	
Initial imprisonment offence										
01 Homicide offences	5	24	29	17.2	16	18	34	47.1	+ 29.8	
02 Sexual offences	17	73	90	18.9	11	63	74	14.9	- 4.0	
03 Attempts/Threats to murder, assaults, harassments and related offences	237	163	400	59.3	251	182	433	58.0	- 1.3	
04 Dangerous or negligent acts	143	190	333	42.9	203	302	505	40.2	- 2.7	
05 Kidnapping and related offences	8	8	16	50.0	7	4	11	63.6	+ 13.6	
06 Robbery, extortion and hijacking offences	43	23	66	65.2	18	22	40	45.0	- 20.2	
07 Burglary and related offences	100	30	130	76.9	96	62	158	60.8	- 16.2	
08 Theft and related offences	383	190	573	66.8	441	283	724	60.9	- 5.9	
09 Fraud, deception and related offences	28	47	75	37.3	35	79	114	30.7	- 6.6	
10 Controlled drug offences	127	163	290	43.8	192	200	392	49.0	+ 5.2	
11 Weapons and explosives offences	83	40	123	67.5	75	72	147	51.0	- 16.5	
12 Damage to property and to the environment	146	83	229	63.8	164	124	288	56.9	- 6.8	
13 Public order and other social code offences	449	222	671	66.9	549	290	839	65.4	- 1.5	
14 Road and traffic offences (NEC)	245	364	609	40.2	390	715	1,105	35.3	- 4.9	
15 Offences against Government, justice procedures and organisation of crime	127	77	204	62.3	224	103	327	68.5	+ 6.2	
16 Offences not elsewhere classified	113	123	236	47.9	130	168	298	43.6	- 4.3	

¹ See Background Notes.

Table 2 Re-offender numbers classified by initial imprisonment offence and subsequent re-offence, 2008 cohort

	Subsequent re-offence						
	01 Homicide offences	02 Sexual offences	03 Attempts/ Threats to murder, assaults, harassments and related offences	04 Dangerous or negligent acts	05 Kidnapping and related offences	06 Robbery, extortion and hijacking offences	07 Burglary and related offences
Total re-offenders	3	3	110	213	1	36	179
Initial Imprisonment offence							
01 Homicide offences	0	0	3	2	0	1	0
02 Sexual offences	0	0	0	6	0	0	0
03 Attempts/Threats to murder, assaults, harassments and related offences	0	1	11	15	1	3	15
04 Dangerous or negligent acts	0	1	10	38	0	0	10
05 Kidnapping and related offences	0	0	0	1	0	1	0
06 Robbery, extortion and hijacking offences	0	0	1	2	0	2	2
07 Burglary and related offences	0	0	3	5	0	0	27
08 Theft and related offences	0	0	13	24	0	9	44
09 Fraud, deception and related offences	0	0	2	1	0	0	2
10 Controlled drug offences	0	0	5	12	0	4	6
11 Weapons and explosives offences	0	0	3	3	0	3	6
12 Damage to property and to the environment	0	0	4	5	0	1	15
13 Public order and other social code offences	1	0	25	26	0	3	20
14 Road and traffic offences (NEC)	1	1	15	57	0	4	9
15 Offences against Government, justice procedures and organisation of crime	0	0	7	10	0	1	10
16 Offences not elsewhere classified	1	0	8	6	0	4	13

Table 2 (contd.) Re-offender numbers classified by initial imprisonment offence and subsequent re-offence, 2008 cohort

Subsequent re-offence							Total	
08 Theft and related offences	09 Fraud, deception and related offences	10 Controlled drug offences	11 Weapons and explosives offences	12 Damage to property and to the environment	13 Public order and other social code offences	15 Offences against Government, justice procedures and Organisation of Crime		
541	35	339	73	94	1,017	158	2,802	Total re-offenders
Initial imprisonment offence								
3	0	1	0	0	3	3	16	01 Homicide offences
2	0	0	0	0	3	0	11	02 Sexual offences
32	0	30	17	8	111	7	251	03 Attempts/Threats to murder, assaults, harassments and related offences
29	1	25	3	10	70	6	203	04 Dangerous or negligent acts
2	0	0	1	0	2	0	7	05 Kidnapping and related offences
2	0	1	2	0	4	2	18	06 Robbery, extortion and hijacking offences
20	0	17	4	6	12	2	96	07 Burglary and related offences
159	7	43	11	14	96	21	441	08 Theft and related offences
15	0	4	0	0	9	2	35	09 Fraud, deception and related offences
24	6	62	4	1	57	11	192	10 Controlled drug offences
10	0	13	4	1	27	5	75	11 Weapons and explosives offences
37	3	10	3	13	59	14	164	12 Damage to property and to the environment
71	7	37	3	23	303	30	549	13 Public order and other social code offences
69	7	61	8	6	130	22	390	14 Road and traffic offences (NEC)
43	0	21	5	7	92	28	224	15 Offences against Government, justice procedures and organisation of crime
23	4	14	8	5	39	5	130	16 Offences not elsewhere classified

Table 3 Re-offenders classified by time period to first re-offence, sex and age group, 2008 cohort

	Time period to first re-offence											
	Less than 6 months ¹		6<12		12<18		18<24		24<36		Total	
	number	%	number	%	number	%	number	%	number	%	number	%
Total re-offenders	1,809	64.6	411	14.7	234	8.4	147	5.2	201	7.2	2,802	100.0
Sex												
Male	1,650	64.3	383	14.9	227	8.8	131	5.1	177	6.9	2,568	100.0
Female	159	67.9	28	12.0	7	3.0	16	6.8	24	10.3	234	100.0
Male age group												
<21 years	321	87.9	27	7.4	11	3.0	5	1.4	1	0.3	365	100.0
21-25	534	68.2	128	16.3	63	8.0	27	3.4	31	4.0	783	100.0
26-30	323	58.3	86	15.5	57	10.3	37	6.7	51	9.2	554	100.0
31-35	175	52.2	59	17.6	35	10.4	23	6.9	43	12.8	335	100.0
36-40	141	59.0	39	16.3	25	10.5	15	6.3	19	7.9	239	100.0
41-50	129	56.8	35	15.4	28	12.3	13	5.7	22	9.7	227	100.0
51-60	24	47.1	5	9.8	7	13.7	6	11.8	9	17.6	51	100.0
61 +	3	21.4	4	28.6	1	7.1	5	35.7	1	7.1	14	100.0
Female age group												
<21 years	12	85.7	2	14.3	0	0.0	0	0.0	0	0.0	14	100.0
21-25	46	70.8	9	13.8	2	3.1	3	4.6	5	7.7	65	100.0
26-30	31	68.9	4	8.9	3	6.7	2	4.4	5	11.1	45	100.0
31-35	31	64.6	7	14.6	2	4.2	3	6.3	5	10.4	48	100.0
36-40	19	63.3	3	10.0	0	0.0	4	13.3	4	13.3	30	100.0
41-50	16	61.5	3	11.5	0	0.0	3	11.5	4	15.4	26	100.0
51-60	3	60.0	0	0.0	0	0.0	1	20.0	1	20.0	5	100.0
61 +	1	100.0	0	0.0	0	0.0	0	0.0	0	0.0	1	100.0
All persons age group												
<21 years	333	87.9	29	7.7	11	2.9	5	1.3	1	0.3	379	100.0
21-25	580	68.4	137	16.2	65	7.7	30	3.5	36	4.2	848	100.0
26-30	354	59.1	90	15.0	60	10.0	39	6.5	56	9.3	599	100.0
31-35	206	53.8	66	17.2	37	9.7	26	6.8	48	12.5	383	100.0
36-40	160	59.5	42	15.6	25	9.3	19	7.1	23	8.6	269	100.0
41-50	145	57.3	38	15.0	28	11.1	16	6.3	26	10.3	253	100.0
51-60	27	48.2	5	8.9	7	12.5	7	12.5	10	17.9	56	100.0
61 +	4	26.7	4	26.7	1	6.7	5	33.3	1	6.7	15	100.0

¹ Includes those who re-offended before official release date.

Table 4 Re-offenders classified by age group and initial imprisonment offence, 2008 cohort

	Re-offended within three years										Recidivism ¹ rate (%)							
	Age group										Age group							
	<21 years	21-25 years	26-30 years	31-35 years	36-40 years	41-50 years	51-60 years	61+ years	All ages	<21 years	21-25 years	26-30 years	31-35 years	36-40 years	41-50 years	51-60 years	61+ years	All ages
Total re-offenders	379	848	599	383	269	253	56	15	2,802	56.8	55.1	53.3	50.7	51.1	40.5	29.9	23.1	51.0
Initial imprisonment offence																		
01 Homicide offences	1	5	4	2	2	2	0	0	16	100.0	31.3	100.0	28.6	100.0	40.0	0.0	-	47.1
02 Sexual offences	0	2	2	2	0	3	1	1	11	0.0	28.6	18.2	40.0	0.0	15.0	7.7	6.7	14.9
03 Attempts/Threats to murder, assaults, harassments and related offences	54	93	45	23	20	13	3	0	251	66.7	66.4	52.9	56.1	62.5	36.1	20.0	0.0	58.0
04 Dangerous or negligent acts	13	57	39	38	22	24	8	2	203	54.2	47.5	37.5	42.7	36.7	31.6	30.8	33.3	40.2
05 Kidnapping and related offences	0	0	1	3	1	2	0	0	7	-	-	33.3	60.0	50.0	100.0	-	-	63.6
06 Robbery, extortion and hijacking offences	3	2	4	4	5	0	0	0	18	75.0	25.0	80.0	50.0	41.7	0.0	-	0.0	45.0
07 Burglary and related offences	24	28	17	9	11	6	1	0	96	75.0	51.9	60.7	45.0	84.6	66.7	50.0	-	60.8
08 Theft and related offences	67	121	97	72	44	33	5	2	441	57.8	56.0	61.4	68.6	69.8	58.9	55.6	100.0	60.9
09 Fraud, deception and related offences	2	9	9	3	5	5	2	0	35	28.6	37.5	36.0	33.3	35.7	23.8	16.7	0.0	30.7
10 Controlled drug offences	10	63	57	31	14	15	1	1	192	34.5	55.3	50.9	50.8	35.0	50.0	33.3	33.3	49.0
11 Weapons and explosives offences	9	23	21	8	8	6	0	0	75	60.0	54.8	65.6	36.4	47.1	40.0	0.0	0.0	51.0
12 Damage to property and to the environment	36	53	31	18	13	9	3	1	164	67.9	60.2	55.4	64.3	52.0	33.3	37.5	33.3	56.9
13 Public order and other social code offences	89	152	108	57	61	64	15	3	549	64.5	67.0	71.5	57.0	68.5	64.6	51.7	50.0	65.4
14 Road and traffic offences (NEC)	39	130	103	51	24	32	10	1	390	32.8	40.4	40.9	33.3	25.3	26.0	31.3	11.1	35.3
15 Offences against Government, justice procedures and organisation of crime	22	68	38	42	20	28	4	2	224	66.7	81.9	65.5	73.7	74.1	59.6	23.5	40.0	68.5
16 Offences not elsewhere classified	10	42	23	20	19	11	3	2	130	71.4	53.2	53.5	43.5	57.6	19.3	18.8	20.0	43.6

¹ See Background Notes.

Background Notes

Introduction This release provides figures for the re-offending rates of those released from the custody of the Irish Prison Service in 2008 (2008 cohort). These figures were produced using a combination of Garda Síochána and Irish Prison Service records, based on the Irish Crime Classification System (ICCS).

The term “offences” in this report refers only to crime incidents known to An Garda Síochána and recorded as such in the Garda PULSE (Police Using Leading Systems Effectively) system. Because of timing issues with respect to the extraction of data, figures may be revised subsequent to this publication.

Data collection The production of these statistics involved the combination of Garda PULSE and Prison PRIS (Prison Computer System) data. Since there is no direct link between the two systems, a statistical matching protocol was devised by the CSO to match Prison and Garda records. For this report, prison orders from 2008 for almost 5,500 individuals were linked from Prison PRIS to their corresponding entries in the Garda PULSE system. Numerous quality control tests were then conducted to verify the accuracy of this matching system, in addition to various consultations with academics specializing in criminology.

Please also note that in this release, the populations for 2007 and 2008 do not include releases for those on remand.

Recidivism/Reoffending For this report, a **re-offender is defined as an individual who committed a recorded offence within three years of prison release date; and who is subsequently convicted in court proceedings.** For example, if a person is released on December 31st 2008, and committed an offence on the December 30th 2011, they would be considered as having reoffended within three years if the court proceedings lead to a conviction.

Offences such as minor road traffic offences are not included in the definition of recidivism, which is a change from the previous year’s publication (the previous year has been recalculated).

Court proceedings leading to a conviction From Garda PULSE, the court date is used to mark the commencement of criminal proceedings. Court proceedings leading to a conviction do not include those cases where appeals are pending. The fact that an individual is suspected of committing an offence is not enough evidence for re-offender status to be designated; a conviction must have been secured.

Crime recording Incidents reported or which become known to members of An Garda Síochána are recorded when, on the balance of probability, a Garda determines that a criminal offence defined by law has taken place, and there is no credible evidence to the contrary. If it is subsequently determined that a criminal offence did not take place, the criminal offence recorded is invalidated and is not counted in the statistics. If a person makes a report and subsequently withdraws it by stating that the criminal act did not take place, then this too is invalidated unless there is evidence to suggest that, by reasonable probability, the offence has taken place.

For criminal offences where victim confirmation is required (e.g. assault, fraud), a criminal offence is recorded only where the victim confirms the offence or where there is evidence to suggest that by reasonable probability it occurred. Another important feature of a recorded offence is that it is based on the date reported to, or that it became known to, the Gardaí. This has major implications for some offence types. Notable amongst these are sexual offences, as it has often been the case that such incidents have been reported to An Garda Síochána many years (sometimes decades) after the event(s). Thus a sexual assault, which occurred in 1960, would be included in the statistics for 2008 if it was first reported in that year.

Crime Classification A criminal offence is classified as a particular offence type at the initial recording of that offence. However, upon investigation, it may later become apparent that an alternative offence type should be used. In this event, the record is amended to reflect this. Re-classification on the basis of court proceedings only occurs in relation to homicide offences. A murder offence is reclassified as manslaughter when a charge of manslaughter commences or when a murder charge results in a conviction for manslaughter. It is also possible, though more rare, that an incident originally classified as manslaughter may be re-classified as murder. Also, a re-classification to a homicide offence occurs when, for example, a serious assault has been recorded and, some time later, the victim dies as a consequence of the assault.

General Counting Rules Crime counting rules are applied to all criminal offences for the purposes of the statistics. The following are the main rules relevant to the quarterly figures:

Primary Offence Rule: Where two or more criminal offences are disclosed in a single episode, it is the primary criminal offence that is counted. The primary offence is that offence to which the greater penalty may apply. Where offences have similar penalties, offences against the person take precedence over offences against property for the purpose of determining the primary offence.

One Offence Counts Per Victim: One offence counts per victim involved with the exceptions of cheque/credit card fraud and burglary. Under certain circumstances, the cheque/credit card exception necessitates that a series of these offences counts as one crime where the originating bank ultimately suffers the loss. The burglary exception dictates that one burglary offence is counted where property belonging to two or more victims is stolen (or damaged) during a single burglary.

Continuous Series Involving the Same Victim and Same Offender: A continuous series of offences against the same victim involving the same offender counts as one offence.

ICCSq Offence Groups

01 Homicide offences	<ul style="list-style-type: none"> Murder Manslaughter Infanticide Manslaughter (traffic fatality) Dangerous driving causing death
02 Sexual offences	<ul style="list-style-type: none"> Rape of a male or female Rape Section 4 Unlawful carnal knowledge / Criminal law (Sexual Offences Act) 2006 Buggery Sexual offence involving mentally impaired person Aggravated sexual assault Sexual assault Incest Child pornography offences Child pornography – obstruction of warrant Gross indecency
03 Attempts or threats to murder, assaults, harassments and related offences	<ul style="list-style-type: none"> Murder-attempt Murder-threat Assault causing harm Poisoning Assault or obstruction of Garda/official, resisting arrest Minor assault Coercion Harassment, stalking, threats Demanding payment of debt causing alarm Housing Act Menacing phone calls Incitement to hatred offences
04 Dangerous or negligent acts	<ul style="list-style-type: none"> Dangerous driving causing serious bodily harm Driving/In charge of a vehicle while over legal alcohol limit Driving/In charge of a vehicle under the influence of drugs Endangerment with potential for serious harm or death Abandoning a child, child neglect and cruelty Unseaworthy/dangerous use of boat or ship False alarm/interference with aircraft or air transport facilities Endangering traffic offences
05 Kidnapping and related offences	<ul style="list-style-type: none"> False imprisonment Abduction of person under 16 years of age Human trafficking offences
06 Robbery, extortion and hijacking offences	<ul style="list-style-type: none"> Robbery of an establishment or institution Robbery of cash or goods in transit Robbery from the person Blackmail or extortion Carjacking, hijacking/unlawful seizure of aircraft/vessel
07 Burglary and related offences	<ul style="list-style-type: none"> Aggravated burglary Burglary (not aggravated) Possession of an article (with intent to burgle, steal, demand)

08 Theft and related offences	<ul style="list-style-type: none"> Theft/Unauthorised taking of vehicle Interfering with vehicle (with intent to steal item or vehicle) Theft from person Theft from shop Theft from vehicle Theft/ Unauthorised taking of a pedal cycle Theft of, or interference with, mail Handling or possession of stolen property Theft of other property
09 Fraud, deception and related offences	<ul style="list-style-type: none"> Fraud, deception, false pretence offences Forging an instrument to defraud Possession of an article for use in fraud, deception or extortion Falsification of accounts Offences under the Companies Act Offences under the Investment Intermediaries Act Offences under the Stock Exchange Act Money laundering Embezzlement Fraud against the European Union Importation/Sale/Supply of tobacco Counterfeiting notes and coins Counterfeiting of goods Bad debts criminal (Debtors Ireland) Corruption (involving public office holder)
10 Controlled drug offences	<ul style="list-style-type: none"> Importation of drugs Cultivation or manufacture of drugs Possession of drugs for sale or supply Possession of drugs for personal use Forged or altered prescription offences Obstruction under the Drugs Act
11 Weapons and explosives offences	<ul style="list-style-type: none"> Causing an explosion Making of explosives Possession of explosives Chemical weapons offences Discharging a firearm Possession of a firearm Possession of offensive weapons (not firearms) Fireworks offences (for sale, igniting etc.)
12 Damage to property and to the environment	<ul style="list-style-type: none"> Arson Criminal damage (not arson) Litter offences
13 Public order and other social code offences	<ul style="list-style-type: none"> Affray/Riot/Violent disorder Public order offences Drunkenness offences Air rage-disruptive or drunken behaviour on aircraft Forcible entry and occupation (not burglary) Trespass on lands or enclosed areas Liquor licensing offences Registered clubs offences Special restaurant offences Provision of intoxicating liquor to under 18 year olds Purchase or consumption of alcohol by under 18 year olds Sale of intoxicating liquor to under 18 year olds

13 Public order and other social code offences (contd)	<ul style="list-style-type: none"> Brothel keeping Organisation of prostitution Prostitution, including soliciting etc. Offences under the Betting Acts Collecting money without permit, unauthorised collection Offences under Gaming and Lotteries Acts Permit/License offences for casual/street trading Allowing a child (under 16 years) to beg Bigamy Bestiality Indecency Begging
14 Road and traffic offences (NEC)	<ul style="list-style-type: none"> Driving licence-failure to have, produce, etc. Insurance-failure to have, produce, display, etc. No tax, non-display of tax, unregistered vehicle etc. Misuse of Trade Licence Misuse of trailers, weight and other offences Obstruction under road traffic acts Other road offences Road transport - carriage of goods offences Public service vehicle offences Light rail offences (Luas)
15 Offences against Government, justice procedures and organisation of crime	<ul style="list-style-type: none"> Treason Breaches of Offences Against the State Acts Breaches of Official Secrets Act Impersonating member of An Garda Síochána Electoral offences including personation Public mischief-annoying phone calls, wasting police time Criminal Assets Bureau offences Non compliance with Garda direction Criminal organisation offences (organised crime) Conspiracy to commit a crime Perjury Interfering with a jury (embracery) Assisting offenders Public mischief, pervert course of justice, conceal offence Escape or help to escape from custody Prison offences Breach of Domestic Violence Order (protection, safety, barring) Breach of order under Family Law Act Breach of bail Failure to comply under Sex Offenders Act Other failure to comply with court order, jury summons, warrant etc.

**16 Offences not
elsewhere classified**

Illegal importation of animals
Control of horses offences
Dog ownership offences (licence, control etc)
Offences against animals
Breaches of EU fishing quota and related EU regulation
Merchant shipping / Maritime safety offences
Unauthorised accessing of data
Recording, possession or distribution of counterfeit material
Unauthorised broadcasting and illegal signal reception
Abortion
Procuring or assisting in abortion
Concealment of birth
Destroying / Disposing of a dead body
Pawnbroking offences
Offences in connection with rail travel
Employment permit offences (relating to non-Irish national)
Immigration offences /carrier liability
Private security services act 2004